



## A performance comparison of current and previous-generation Dell Precision desktop workstation systems

### Executive summary

Dell Inc. (Dell) commissioned Principled Technologies (PT) to run a set of tests to compare the performance of two current and one previous-generation Intel® processor-based Dell™ Precision™ desktop workstation systems.

We tested the current systems—a Dell Precision T3500 with an Intel Xeon® Processor W3520 and a Dell Precision T1500 with an Intel Core™ i5 Processor 750—with 32-bit versions of three operating systems: Microsoft® Windows® 7 Ultimate (Windows 7), Microsoft Windows Vista® Ultimate SP2 (Windows Vista), and Windows® XP Professional SP3 (Windows XP).

We tested the previous-generation system, a 4-year-old Dell Precision 390 desktop workstation with an Intel Pentium® D Processor 950, with only 32-bit Windows XP. Appendix A provides detailed system configuration information.

Our tests fall into two categories: performance and application responsiveness. We used MAXON CINEBENCH R10, SPEC CPU2006, SPECviewperf 10, and SYSmark 2007 Preview v1.06 to test overall system performance. We used custom hand-timed tests to measure application responsiveness. In most instances, we found that the current Dell Precision desktop workstations running Windows 7 outperformed the previous-generation Dell Precision 390 desktop workstation running Windows XP.

### KEY FINDINGS

The current Dell Precision systems with Windows 7 performed better than the 4-year-old Dell Precision 390 on the following tests:

- SYSmark Preview 2007: Dell Precision T3500 had a 153% advantage; Dell Precision T1500 had a 164% advantage. (See Figure 1.)
- SPECint\_rate\_2006: Dell Precision T3500 had a 317% advantage; Dell Precision T1500 had a 314% advantage. (See Figure 2.)
- SPECfp\_rate\_2006: Dell Precision T3500 had a 266% advantage; Dell Precision T1500 had a 286% advantage. (See Figure 3.)
- Application responsiveness: Dell Precision T3500 was almost 44% faster; Dell Precision T1500 was 44% faster. (See Figure 4.)
- CINEBENCH R10: Dell Precision T3500 was 78% faster on the single-core test and 230% faster on the dual-core test; Dell Precision T1500 was 88% faster on the single-core test and almost 224% faster on the dual-core test. (See Figure 5.)
- SPECviewperf 10: Dell Precision T3500 was 661% to 2,063% faster across all tests; Dell Precision was T1500 109% to 1,211% faster across all tests. (See Figure 6.)

**SYSmark 2007 Preview performance: Current Dell Precision T-series vs. previous-generation Dell Precision 390**

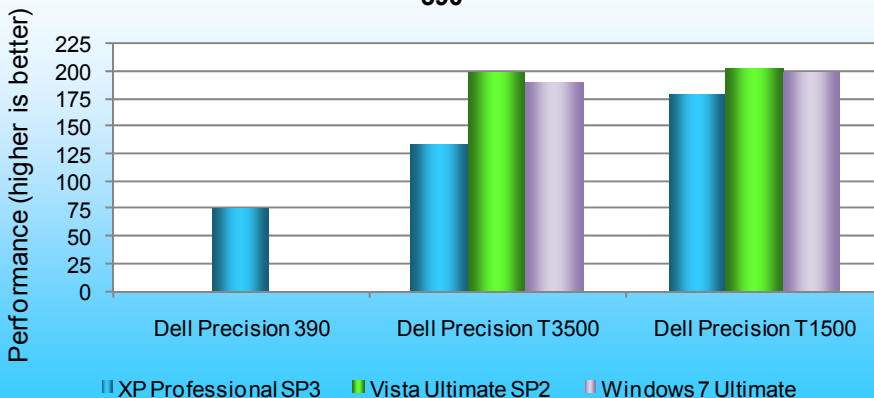


Figure 1: SYSmark 2007 Preview performance results for our test systems. Higher numbers are better.

Figure 1 shows the SYSmark 2007 Preview performance for the current Dell Precision T3500 and Dell Precision T1500 desktop workstations and the previous-generation Dell Precision 390 desktop workstation. The Dell Precision T3500 running Windows 7 achieved a score of 190, outperforming the previous-generation Dell Precision 390's score of 75 by 153 percent, while the Dell Precision T1500 running Windows 7 achieved a score of 198, outperforming the previous generation Dell Precision 390's score of 75 by 164 percent.

The SPEC CPU2006 benchmark consists of two benchmark suites, each of which focuses on a different aspect of compute-intensive performance. CINT2006 measures and compares compute-intensive integer performance, while CFP2006 measures and compares compute-intensive floating-point performance.

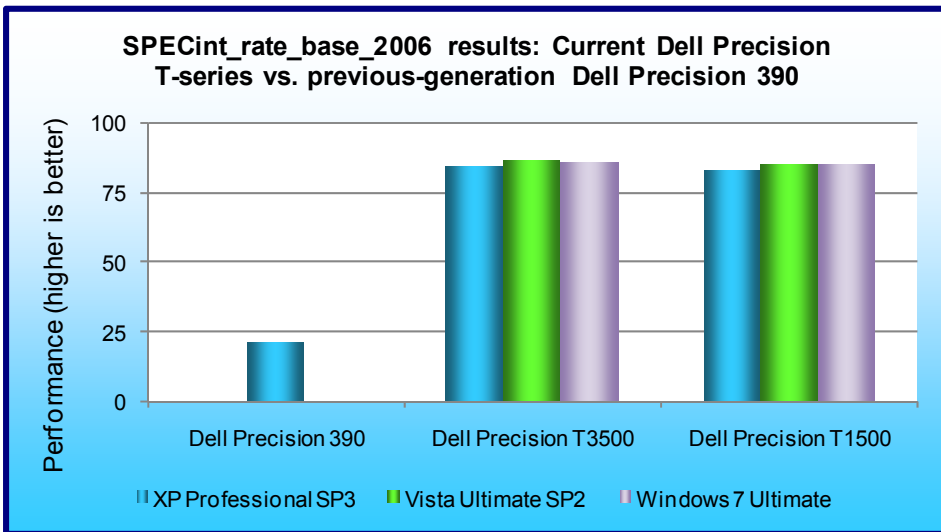


Figure 2: SPECint\_rate\_base\_2006 results for our test systems. Higher numbers are better.

Figure 2 shows the SPECint\_rate\_base\_2006 performance results of each system. The current Dell Precision T3500 running Windows 7 achieved a score of 85.9. This is a 317 percent performance increase over the previous-generation Dell Precision 390, which achieved a score of 20.6. The current Dell Precision T1500 running Windows 7 achieved a score of 85.3, a 314 percent performance increase over the previous-generation Dell Precision 390.

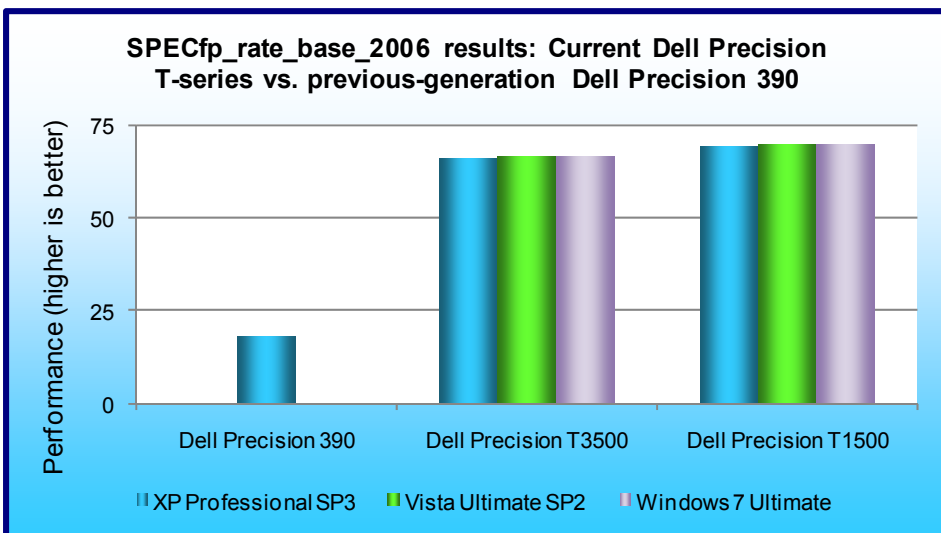


Figure 3: SPECfp\_rate\_base\_2006 results for our test systems. Higher numbers are better.

Figure 3 shows the SPECfp\_rate\_base\_2006 performance results of each system. The current Dell Precision T3500 running Windows 7 achieved a score of 66.3. This is a 266 percent performance increase over the previous-generation Dell Precision 390, which achieved a score of 18.1. The current Dell Precision T1500 running Windows 7 achieved a score of 69.9, a 286 percent performance increase over the previous-generation Dell Precision 390.

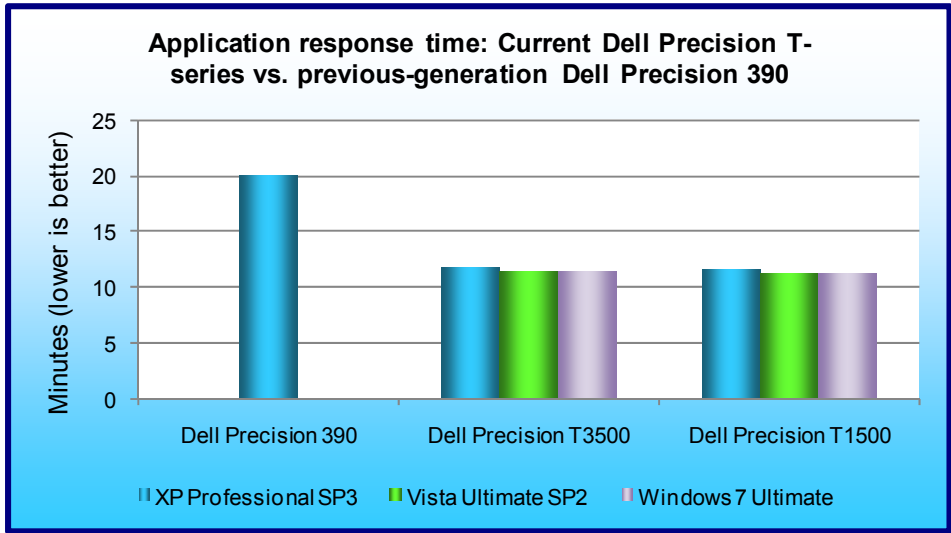


Figure 4 shows the application response time for each system. Both the current Dell Precision T3500 and the current Dell Precision T1500 running Windows 7 responded almost 44 percent faster on our application tests than the previous-generation Dell Precision 390, or almost 9 minutes faster.

Figure 4: Application responsiveness results for our test systems – the sum of the averages for all application responsiveness tests. Lower numbers are better.

MAXON CINEBENCH consists of two main components. The first test sequence targets the computer's main processor. CINEBENCH plays a scene that makes use of various CPU-intensive features. During the first run, the benchmark uses only one CPU or CPU core to determine a reference value. On computers that have multiple CPUs or cores, CINEBENCH runs a second test using all available CPU power. The benchmark produces a single-CPU score for all computers, and a dual-CPU score for those computers with multiple cores.

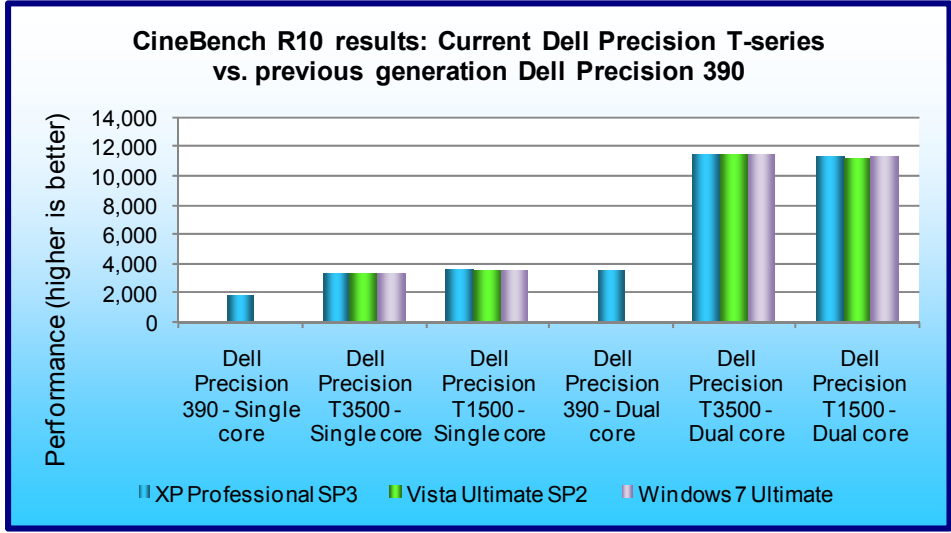


Figure 5 shows the MAXON CINEBENCH R10 single- and dual-core results for each system. The current Dell Precision T3500 and Dell Precision T1500 running Microsoft Windows 7 outperformed the previous-generation Dell Precision 390 in both tests. The Dell Precision T3500 beat the Dell Precision 390 by 78 percent on the single-core test (with respective scores of 3,328 and 1,865), and improved this win to almost 230 percent on the dual-core test (with respective scores of 11,473 and 3,473). The Dell

Figure 5: MAXON CINEBENCH R10 results for our test systems. Higher numbers are better. Precision T3500 beat the Dell Precision 390 by 88 percent on the single-core test (with respective scores of 3,510 and 1,865), and improved this win to almost 224 percent on the dual-core test (with respective scores of 11,248 and 3,473).

SPECviewerperf 10 compares the performance of systems running in higher-quality graphics modes, and measures how effectively graphics subsystems scale when running multithreaded graphics content using popular CAD/CAM, visualization and digital content creation applications.

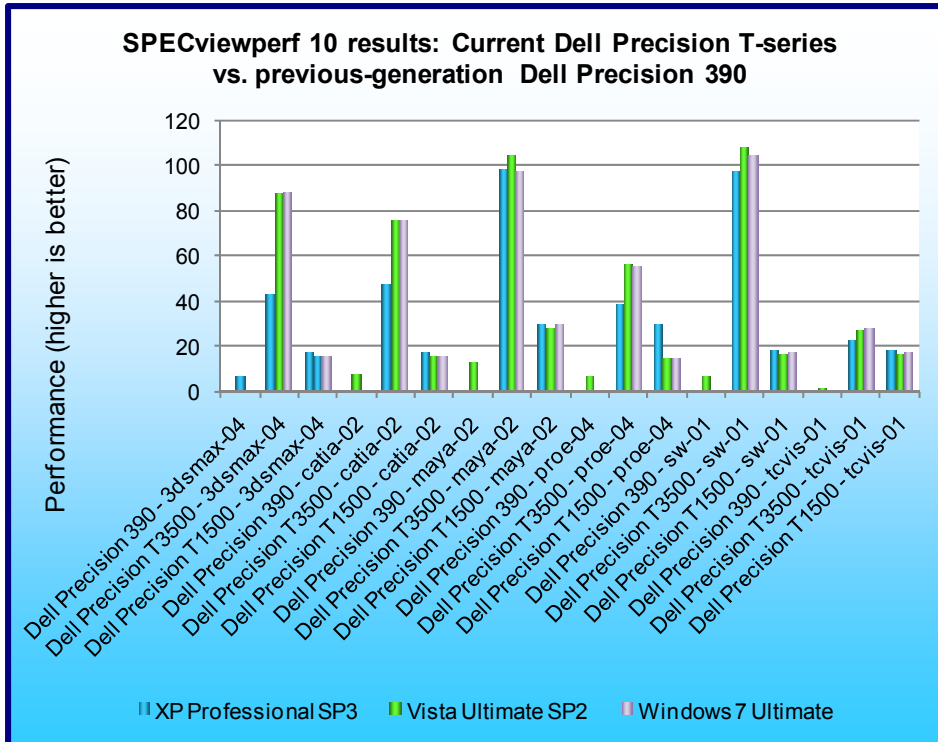


Figure 6 shows the SPECviewperf 10 results of each system. The Dell Precision T3500 running Microsoft Windows 7 outperformed the previous-generation Dell Precision 390 in all tests, with wins ranging from 661 to 2,063 percent. The Dell Precision T1500 running Microsoft Windows 7 outperformed the previous-generation Dell Precision 390 in all tests, with wins ranging from 109 to 1,211 percent. See Appendix B for detailed test results.

Figure 6: SPECviewperf 10 results for our test systems. Higher numbers are better.

Figure 7 shows a more detailed breakdown of application and system responsiveness results for the current Dell Precision T3500 desktop workstation running Windows 7 and the previous-generation Dell Precision 390 desktop workstation running Windows XP. The current Dell Precision T3500 running Windows 7 completed the below tasks over 500 seconds (almost 9 minutes) faster than did the previous-generation Dell Precision 390. For 100 users, this translates to over 15 hours of time saved by moving to the current Dell Precision T3500 running Windows 7.

Application responsiveness and system responsiveness tasks	Previous-generation Dell Precision 390 running Windows XP	Current Dell Precision T3500 running Windows 7	Time saved by upgrading to current Dell Precision T3500
Opening local Word document	6.29	2.48	3.81
Opening local Excel spreadsheet	2.84	1.43	1.41
Opening local PowerPoint deck	1.53	0.76	0.77
Opening Word document over network connection	6.39	2.46	3.93
Opening Excel spreadsheet over network connection	2.84	1.59	1.25
Opening PowerPoint deck over network connection	1.47	0.83	0.64
Installing a 1GB PNY USB stick	8.90	2.21	6.69
Installing a 1GB Kingston USB stick	10.28	2.22	8.06
Re-inserting a 1GB PNY USB stick	2.15	1.37	0.78
Re-inserting a 1GB Kingston USB stick	1.81	1.28	0.53

Application responsiveness and system responsiveness tasks	Previous-generation Dell Precision 390 running Windows XP	Current Dell Precision T3500 running Windows 7	Time saved by upgrading to current Dell Precision T3500
Copying files to another location on the hard drive	14.52	4.31	10.21
Copying files from the hard drive to a USB stick	287.33	307.55	-20.22
Copying files from a USB stick to the hard drive	35.14	30.47	4.67
Ripping a CD – Disc #1	382.10	153.72	228.38
Ripping a CD – Disc #2	438.66	166.27	272.39
<b>Total</b>	<b>1,202.25</b>	<b>678.95</b>	<b>523.30</b>

Figure 7: Application and system responsiveness, in seconds, for the Dell Precision 390 and Dell Precision T3500. Lower numbers are better.

Figure 8 shows a more detailed breakdown of application and system responsiveness results for the current Dell Precision T1500 desktop workstation running Windows 7 and the previous-generation Dell Precision 390 desktop workstation running Windows XP. The current Dell Precision T1500 running Windows 7 completed the below tasks over 500 seconds (almost 9 minutes) faster than did the previous-generation Dell Precision 390. For 100 users, this translates to over 15 hours of time saved by moving to the current Dell Precision T1500 running Windows 7.

Application responsiveness and system responsiveness tasks	Previous-generation Dell Precision 390 running Windows XP	Current Dell Precision T1500 running Windows 7	Time saved by upgrading to current Dell Precision T1500
Opening local Word document	6.29	2.43	3.86
Opening local Excel spreadsheet	2.84	1.59	1.25
Opening local PowerPoint deck	1.53	0.90	0.63
Opening Word document over network connection	6.39	2.53	3.86
Opening Excel spreadsheet over network connection	2.84	1.65	1.19
Opening PowerPoint deck over network connection	1.47	0.96	0.51
Installing a 1GB PNY USB stick	8.90	1.94	6.96
Installing a 1GB Kingston USB stick	10.28	1.90	8.38
Re-inserting a 1GB PNY USB stick	2.15	1.39	0.76
Re-inserting a 1GB Kingston USB stick	1.81	0.94	0.87
Copying files to another location on the hard drive	14.52	3.71	10.81
Copying files from the hard drive to a USB stick	287.33	302.31	-14.98
Copying files from a USB stick to the hard drive	35.14	32.94	2.20
Ripping a CD – Disc #1	382.10	149.34	232.76
Ripping a CD – Disc #2	438.66	162.84	275.82
<b>Total</b>	<b>1,202.25</b>	<b>667.37</b>	<b>534.88</b>

Figure 8: Application and system responsiveness, in seconds, for the Dell Precision 390 and Dell Precision T1500. Lower numbers are better.

## Workload

### SYSmark 2007 Preview v1.06

SYSmark 2007 Preview is a performance metric BAPCo created to measure system performance.

SYSmark 2007 Preview determines its overall rating from the mean result from four workload scenarios: e-learning, office productivity, video creation, and 3D modeling. SYSmark 2007 Preview records the time the system takes to complete each individual operation in each scenario.

SYSmark 2007 Preview consists of the following applications and corresponding tasks: Adobe® After Effects® 7 (e-learning), Adobe Illustrator® CS2 (video creation), Adobe Photoshop® CS2 (video creation), AutoDesk® 3ds Max® 8 (3D modeling), Macromedia® Flash 8 (e-learning), Microsoft® Excel® 2003 (office productivity), Microsoft Outlook® 2003 (office productivity), Microsoft PowerPoint® 2003 (office productivity), Microsoft Word® 2003 (office productivity), Microsoft Project 2003 (office productivity), Microsoft Windows Media® Encoder 9 series (video creation), Sony® Vegas 7 (video creation), SketchUp 5 (3D modeling), and WinZip® 10.0 (office productivity).

To learn more, visit <http://www.bapco.com/support/sysmark2007preview/Help/Help.html>.

### SPEC CPU2006

The SPEC CPU2006 workload includes two benchmark suites: CINT2006 and CFP2006. (Note: SPEC and SPECint are trademarks of the Standard Performance Evaluation Corporation.) The CINT2006 benchmark focuses on measuring and comparing compute-intensive integer performance, while CFP2006 measures and compares compute-intensive floating-point performance. We ran both benchmarks.

Figure 9 lists the 12 applications that compose the CINT2006 benchmark. SPEC wrote nine of the applications in C and three (471.omnetpp, 473.astar, 483.xalanbmk) in C++. A CINT2006 run performs each of the 12 applications three times and reports the median for each. It also calculates the geometric mean of those 12 results to produce an overall score.

Name	Application area
400.perlbench	Programming language
401.bzip2	Compression
403.gcc	C compiler
429.mcf	Combinatorial optimization
445.gobmk	Artificial intelligence: Go
456.hmmmer	Search gene sequence
458.sjeng	Artificial intelligence: chess
462.libquantum	Physics/quantum computing
464.h264ref	Video compression
471.omnetpp	Discrete event simulation
473.astar	Path-finding algorithms
483.xalanbmk	XML processing

Figure 9: The applications that make up the CINT2006 benchmark.

Figure 10 lists the 17 applications that compose the CFP2006 benchmark. SPEC wrote six of the applications in FORTRAN, three using C, four using both FORTRAN and C, and four in C++.

A CFP2006 run performs each of the 17 application (tasks) three times and reports the median for each. It also calculates the geometric mean of those 17 results to produce an overall score.

Name	Application area
410.bwaves	Fluid Dynamics
416.gamess	Quantum Chemistry
433.mic	Physics/Quantum Chromodynamics
434.zeusmp	Physics/CFD
435.gromacs	Biochemistry/Molecular Dynamics
436.cactusADM	Physics/General Relativity
437.leslie3d	Fluid Dynamics
444.namd	Biology/Molecular Dynamics
447.deall	Finite Element Analysis
450.soplex	Linear Programming, Optimization
453.povray	Image Ray-tracing
454.calculix	Structural Mechanics
459.GemsFDTD	Computational Electromagnetics
465.tonto	Quantum Chemistry
470.IBM	Fluid Dynamics
481.wrf	Weather
482.sphinx3	Speech recognition

Figure 10: The applications that make up the CFP2006 benchmark.

## Test methodology

In this section, we provide the methodology for three sets of tests: SYSmark 2007 Preview v.1.06, system responsiveness, and application responsiveness. For the application responsiveness and system responsiveness tests, we ran each test three times, taking the median of the three runs.

### Measuring performance with BAPCo SYSmark 2007 Preview v1.06

#### Setting up the test

1. Reset the system to the base test image.
2. Disable the User Account Control.
  - a. Click Start→Control Panel.
  - b. At the User Accounts and Family Safety settings screen, click Add or remove user account.
  - c. At the User Account Control screen, click Continue.
  - d. Click Go to the main User Accounts page.
  - e. At the Make changes to your user account screen, click Turn User Account Control on or off.
  - f. At the User Account Control screen, click Continue.
  - g. Uncheck Use User Account Control to help protect your computer, and click OK.
  - h. At the You must restart your computer to apply these changes screen, click Restart Now.
3. Purchase and install SYSmark 2007 Preview v1.05 from <https://www.bapcostore.com/store/product.php?productid=16165&cat=251&page=1>.
4. At the Welcome to InstallShield Wizard screen, click Next.
5. At the License Agreement screen, select I accept the terms in the License Agreement, and click Next.
6. At the Choose Destination Location screen, click Next.
7. At the Ready to Install the Program screen, click Install.
8. When the installation is complete, click Finish.

#### Running the test

1. Launch SYSmark 2007 Preview by double-clicking the desktop icon.
2. Click Run.

3. Select Official Run, choose 3 iterations, check the box beside run conditioning run, and enter a name for that run.
4. When the benchmark completes and the main SYSmark 2007 Preview menu appears, click Save FDR to create a report.

Record the results for each iteration.

## Measuring performance with MAXON CINEBENCH R10

### *Setting up the test*

1. Reset the system to the base test image.
2. Download CINEBENCH R10.zip from <http://www.MAXON.net/en/downloads/downloads/CINEBENCH.html>.
3. Right-click the CINEBENCH ZIP file, and choose Extract All.
4. Click Extract.

### *Running the test*

1. Launch CINEBENCH R10 by double-clicking the CINEBENCH R10.exe file in the CINEBENCH R10 folder.
2. Enter the MHz frequency of the processor in the MHz (real freq.) field.
3. Enter a name in the Tester field.
4. Click the Start all tests button.
5. When the picture finishes rendering in multi-processor mode, save the results.
  - a. Click the to Clipboard button.
  - b. Launch Notepad and paste the results into an empty Notepad document.
  - c. Save the results in the format system\_run\_N.txt.
6. Close CINEBENCH R10.
7. Reboot the system.
8. Repeat steps 1 through 7 two times, and report the median.

## Measuring performance with SPEC CPU2006

### **SPEC CPU2006 configuration**

For the Intel processor -based desktop workstations, we used the latest version of the Intel C/C++ and Fortran compiler. We followed SPEC's standard instructions for building the CINT2006 and CFP2006 executables. After studying the best results for this benchmark on the SPEC Web site, we chose the following software tools:

- Intel C/C++ Compiler 11.1.046
- Intel Fortran Compiler 11.1.046
- MicroQuill SmartHeap v8.0

The benchmark requires configuration files. PT used a custom configuration file based on similar tests online. From the SPEC Web site, we chose the most recent (as of the testing for this report) SPEC CPU2006 results that used the above compiler. We used these configuration files, along with modifications to reflect the appropriate system information about the system under test, in our testing. The configuration files we used appear in Appendix B.

To begin the benchmark, we performed the following steps:

- Open a command prompt.
- Change to the c:\cpu2006 directory.
- Type `shrc.bat` at the command prompt.
- Type `runspec -c <config file name> -T base -v 7 --define fast_opt=<fast_option> -r <#> <benchmark suite> where`
  - `<config file name>` = name of the configuration file



- <fast\_option> = "SSE3" for Intel Pentium D processor based systems, and "SSE4.2" for the latest Intel Xeon processors.
- <#> = number of copies to run (we used two or four copies depending on the number of processor cores)
- <benchmark suite> = "fp" when running SPECfp and "int" when running SPECint.

When the run completes, the benchmark puts the results in the directory c:\cpu2006\result. The result file names are of the form CFP2006.<number>.<suffix> and CINT2006.<number>.<suffix>. The suffixes are html, asc, raw, and pdf. The number is three digits and associates a result file with its log, e.g., CFP2006.002.asc and log.002.

Appendices F and G provide the SPECint\_rate\_base2006 and SPECfp\_rate\_base2006 output results for the two test systems.

## Measuring performance with SPECviewperf 10

### Setting up the test

1. Reset the system to the base test image.
2. Download SPECViewperf10.exe from <http://www.spec.org/gwpg/downloadindex.html>.
3. Double-click on the SPECViewperf10 executable file to install the benchmark.
4. Click OK at the Language Selection dialog box.
5. Click Next at the Setup dialog box.
6. Click Next to accept the default installation directory.
7. Click Next to install.
8. Update the config.txt file located in the C:\Program Files\SPECopc\SPECViewperf\viewperf\viewperf10.0 directory with the hardware configuration details of the test system.

### Running the test

1. Reboot the system.
2. Launch SPECviewperf@ 10: Start→Programs\All Programs→SPECopc→ SPECViewperf10.0 Multithread\Viewperf 2 Threads.
3. Close the results viewer at the conclusion of the run, and save a copy of the ViewperfMTsummary.html file.
4. Repeat steps 1 through 3 two times, and report the median.

## Application responsiveness tests

### Setting up the test workload

We used a specific test workload for four of five test cases. (See Appendix C.) Before running the test on a system image, we copied the workload to both the system itself and to a target system. While the workload is the same for four test cases, we gave the workload folder a unique name for each test case. We describe the initial setup of the test workload below. When applicable, we include steps for renaming the test workload in the setup for the specific test case.

### Setting up the test workload on the test system

1. Reset the system to the base image.
2. Copy the Corpus workload folder to the Documents folder (Windows 7, Windows Vista) or the My Documents folder (Windows XP). Note: For simplicity, we will refer to this folder only as the Documents folder throughout this report.

### Setting up the test workload on the target system

1. Copy the Corpus folder to the target system.
2. Rename the Corpus folder to `openfiles2`.

### Opening Microsoft Office files (local HDD)

This test requires a stopwatch. We used the following test documents:

- TwoCities.docx 496 KB (507,904 bytes)
- Supply Requisition Form2.xlsx 820 KB (839,680 bytes)

- Welcome!.pptx 352 KB (360,448 bytes)

#### *Setting up the test*

1. Rename the Corpus folder to `openfiles1`.
2. Reboot the system.
3. Allow the system to idle for 3 minutes before running the test.

#### *Running the test*

1. Open the `openfiles1` folder.
2. Click once on the `TwoCities.docx` file to highlight the file.
3. Simultaneously press Enter to open the test document and start the timer.
4. Stop the timer when the document appears.
5. Close Word.
6. Wait 30 seconds.
7. Click the `Supply Requisition Form2.xlsx` file once to highlight the file.
8. Simultaneously press Enter to open the test spreadsheet and start the timer.
9. Stop the timer when the workbook appears.
10. Close Excel.
11. Wait 30 seconds.
12. Click the `Welcome!.pptx` file once to highlight the file.
13. Simultaneously press Enter to open the test slide deck and start the timer.
14. Stop the timer when the first slide appears.
15. Close PowerPoint.
16. Repeat steps 2 through 15 two times, and report the median.
17. Close the `openfiles1` folder.

#### **Opening Microsoft Office files (over a network using a wired connection)**

This test requires a target system on the network and a stopwatch. We used the following test documents:

- `TwoCities.docx` 496 KB (507,904 bytes)
- `Supply Requisition Form2.xlsx` 820 KB (839,680 bytes)
- `Welcome!.pptx` 352 KB (360,448 bytes)

Note: We installed Windows 7 Ultimate (32-bit) on the target system.

#### *Setting up the test*

1. Disable the wireless network connection on the test system.
2. Verify the wired network connection works properly.
  - a. Open the `openfiles2` folder on the test system.
  - b. Close the folder.
3. Reboot the system.
4. Allow the system to idle for 3 minutes before running the test.

#### *Running the test*

1. Browse to the target system on the network using the test system's wired network connection, and open the `openfiles2` folder.
2. Click the `TwoCities.docx` file once to highlight the file.
3. Simultaneously press Enter to open the test document and start the timer.
4. Stop the timer when the document appears.
5. Close Word.
6. Wait 30 seconds.
7. Click the `Supply Requisition Form2.xlsx` file once to highlight the file.
8. Simultaneously press Enter to open the test spreadsheet and start the timer.
9. Stop the timer when the workbook appears.
10. Close Excel.
11. Wait 30 seconds.

12. Click the Welcome!.pptx file once to highlight the file.
13. Simultaneously press Enter to open the test slide deck and start the timer.
14. Stop the timer when the first slide appears.
15. Close PowerPoint.
16. Repeat steps 2 through 15 two times, and report the median.
17. Close the openfiles2 folder.

### Installing/re-inserting a USB drive

This test requires a stopwatch, a 1GB PNY USB stick, and a 1GB Kingston Traveler USB stick.

#### Setting up the test

1. Copy the test.mp3 file from the Corpus folder to the PNY USB stick.
2. Copy the test.mp3 file from the Corpus folder to the Kingston USB stick.
3. Copy the 32-bit decay.exe device driver removal tool to the hard drive (e.g., C:\decay.exe).
4. Run the decay.exe tool.
  - a. Open an administrative command prompt.
    - i. In Windows 7 and Windows Vista, click the Start button, type `cmd` in Start Search, and press Ctrl+Shift+Enter.
    - ii. In Windows XP, click the Start button, click Run, type `cmd` and press Enter.
  - b. Type `cd C:\` and press Enter.
  - c. Type `decay.exe -l` and press Enter to view drivers installed by the two USB sticks.
  - d. Type `decay.exe` and press Enter to run the tool and remove these device drivers.
  - e. Type `decay.exe -l` and press Enter to confirm that the tool removed the USB device drivers.
5. Reboot the system.
6. Allow the system to idle for 3 minutes before running the test.

#### Running the test

1. Simultaneously insert the PNY USB stick into USB port #1 and start the timer.
2. Stop the timer when the AutoPlay menu for the USB stick appears on the desktop.
3. After the USB device driver software installs successfully, remove the USB stick using the Safely Remove Hardware tool.
4. Wait 30 seconds.
5. Simultaneously insert the PNY USB stick into USB port #2 and start the timer.
6. Stop the timer when the AutoPlay menu for the USB stick appears on the desktop.
7. Remove the USB stick using the Safely Remove Hardware tool.
8. Wait 30 seconds.
9. Simultaneously insert the Kingston USB stick into USB port #1 and start the timer.
10. Stop the timer when the AutoPlay menu for the USB stick appears on the desktop.
11. After the USB device driver software installs successfully, remove the USB stick using the Safely Remove Hardware tool.
12. Wait 30 seconds.
13. Simultaneously insert the Kingston USB stick into USB port #2 and start the timer.
14. Stop the timer when the AutoPlay menu for the USB stick appears on the desktop.
15. Remove the USB stick using the Safely Remove Hardware tool.
16. Run the decay.exe tool.
  - a. Open an administrative command prompt.
    - i. In Windows 7 and Windows Vista, click the Start button, type `cmd` in Start Search, and press Ctrl+Shift+Enter.
    - ii. In Windows XP, click the Start button, click Run, type `cmd` and press Enter.
  - b. Type `cd C:\` and press Enter.
  - c. Type `decay.exe -l` and press Enter to view drivers installed by the two USB sticks.
  - d. Type `decay.exe` and press Enter to run the tool and remove these device drivers.
  - e. Type `decay.exe -l` and press Enter to confirm that the tool removed the USB device drivers.
17. Repeat steps 1 through 16 two times, and report the median.

## Copying files

This test requires a stopwatch, a 1GB Kingston Traveler USB stick, and the following workload:

- Corpus: 426 MB (446,697,472 bytes)

### Setting up the test

1. Rename the openfiles1 folder to `copyfileslocal1`.
2. Right-click the `copyfileslocal1` folder, and select Copy.
3. Right-click the Documents folder, and select Paste.
4. Rename the new folder to `copyfilesusb1`.
5. Create two new output folders in the Documents folder (e.g., `testouta1` and `testoutb1`).
6. Insert the USB stick, and create one output folder on the USB drive (e.g., `E:\testusbout1`).
7. Remove the USB stick using the Safely Remove Hardware tool.
8. Reboot the system.
9. Allow the system to idle for 3 minutes before running the test.

### Running the test

1. Open the `copyfileslocal1` workload folder in the Documents folder.
2. Press Ctrl+A to select all files, right-click the files, and select Copy.
3. Open the `testouta1` folder.
4. Right-click the `testouta1` folder.
5. Simultaneously select Paste and start the timer.
6. Stop the timer when the copy operation is complete, as indicated by the disappearance of the copy status bar.
7. Delete the `testouta1` folder from the Documents folder, and empty the Recycle Bin.
8. Insert the USB stick into a USB port.
9. Open the `copyfilesusb1` workload folder in the Documents folder.
10. Press Ctrl+A to select all files, right-click the files, and select Copy.
11. Open the `testusbout1` folder on the USB stick.
12. Right-click the `testusbout1` folder.
13. Simultaneously select Paste and start the timer.
14. Stop the timer when the copy operation is complete, as indicated by the disappearance of the copy status bar.
15. Rename the `testusbout1` folder to `testusbin1` and remove the USB stick using the Safely Remove Hardware tool.
16. Re-insert the USB stick into the same USB port.
17. Open the `testusbin1` folder.
18. Press Ctrl+A to select all files, right-click the files, and select Copy.
19. Open the `testoutb1` folder in the Documents folder.
20. Right-click the `testoutb1` folder.
21. Simultaneously select Paste and start the timer.
22. Stop the timer when the copy operation is complete, as indicated by the disappearance of the copy status bar.
23. Repeat steps 1 through 22 two more times, using the following steps to set up the test for each subsequent run.
  - a. Delete the `testusbin1` folder from the USB stick.
  - b. Create a new output folder with a different unique name on the USB drive (e.g., `E:\testusbout2`).
  - c. Remove the USB stick using the Safely Remove Hardware tool.
  - d. Delete the `testoutb1` folder from the Documents folder, and empty the Recycle Bin.
  - e. Create two new output folders with unique names in the Documents folder (e.g., `testouta2` and `testoutb2`).
  - f. Rename both the `copyfileslocal1` and `copyfilesusb2` workloads to unique names (e.g., `copyfileslocal2` and `copyfilesusb2`).

## Appendix A – Detailed system configuration information

Figure 11 presents the configuration details for the current desktop workstation systems.

Current system	Dell Precision T3500	Dell Precision T1500
<b>General</b>		
Processor and OS kernel: (physical, core, logical) / (UP, MP)	1P,4C,4L / MP	1P,4C,4L / MP
System power management policy Windows XP	Dell Desktop Power Methodology	Dell Desktop Power Methodology
System power management policy Windows Vista	Dell Desktop Power Methodology	Dell Desktop Power Methodology
System power management policy Windows 7	Dell Desktop Power Methodology	Dell Desktop Power Methodology
Processor power-saving option	EIST	EIST
<b>CPU</b>		
Vendor	Intel	Intel
Name	Xeon	Core i5
Model number	W3520	750
Stepping	D0	B1
Socket type and number of pins	LGA1366	LGA1156
Core frequency (GHz)	2.67	2.67
Front-side bus frequency	2400 QPI Link	2400 QPI Link
L1 cache	32 KB + 32 KB (per core)	32 KB + 32 KB (per core)
L2 cache	1 MB (256 KB per core)	1 MB (256 KB per core)
L3 cache (MB)	8	8
<b>Platform</b>		
Vendor	Dell	Dell
Motherboard model number	0XPDKF	0P67HD
Motherboard chipset	Intel X58	Intel P55
Motherboard revision number	13	11
System/motherboard serial number	FCSPVK1	2GTXVH1
BIOS name and version	Dell A02 (05/22/2009)	Dell 1.0.1 (09/18/2009)
BIOS settings	Default	Default
<b>Memory module(s)</b>		
Vendor and model number	Samsung M391B5673DZ1-CF8	Elpida EBJ21UE8BBF0-DJ-F
Type	PC3-8500	PC3-10700
Speed (MHz)	1,066	1,333
Speed running in the system (MHz)	1,066	1,333
Timing/Latency (tCL-tRCD-tRP-tRASmin)	7-7-7-20	9-9-9-24
Size (MB)	4,096	4,096
Number of memory module(s)	2 x 2,048 MB	2 x 2,048 MB
Channel (single/dual)	Dual	Dual
<b>Hard disk</b>		
Vendor and model number	Seagate ST3250318AS	Western Digital WD1600AAJS-75M0A0
Size (GB)	250	160
Buffer size (MB)	8	8
RPM	7,200	7,200
Type	SATA 3.0 Gb/s	SATA 3.0 Gb/s
Controller	Intel 82801JR (ICH10R)	Intel PCH

<b>Current system</b>	<b>Dell Precision T3500</b>	<b>Dell Precision T1500</b>
Driver Windows XP	Intel 8.8.0.1009 (02/11/2009)	Intel 8.9.2.1002 (08/07/2009)
Driver Windows XP 64 bit	Intel 8.9.0.1023 (06/04/2009)	Intel 8.9.0.1023 (06/04/2009)
Driver Windows Vista	Intel 6.2.0.1019 (09/28/2007)	Intel 8.9.2.1002 (08/07/2009)
Driver Windows Vista 64 bit	Intel 8.9.0.1023 (06/04/2009)	Intel 8.9.2.1002 (08/07/2009)
Driver Windows 7	Intel 8.9.2.1002 (08/07/2009)	Intel 8.9.2.1002 (08/07/2009)
Driver Windows 7 64 bit	Intel 8.9.0.1023 (06/04/2009)	Intel 8.9.2.1002 (08/07/2009)
<b>Operating system</b>		
<b>Windows XP</b>		
Name	Windows XP Professional	Windows XP Professional
Build number	2600	2600
Service pack	3	3
File system	NTFS	NTFS
Kernel	ACPI Multiprocessor PC	ACPI Multiprocessor PC
Language	English	English
Microsoft DirectX version	9.0c	9.0c
<b>Windows Vista</b>		
Name	Microsoft Windows Vista Ultimate	Microsoft Windows Vista Ultimate
Build number	6002	6002
Service pack	2	2
File system	NTFS	NTFS
Kernel	ACPI x86-based PC	ACPI x86-based PC
Language	English	English
Microsoft DirectX version	10	10
<b>Windows 7</b>		
Name	Microsoft Windows 7 Ultimate	Microsoft Windows 7 Ultimate
Build number	7600	7600
Service pack	NA	NA
File system	NTFS	NTFS
Kernel	ACPI x86-based PC	ACPI x86-based PC
Language	English	English
Microsoft DirectX version	11	11
<b>Graphics</b>		
Vendor and model number	2 x NVIDIA Quadro FX 1800	NVIDIA Quadro NVS 295
Type	Discrete	Discrete
Chipset	Quadro FX 1800	Quadro NVS 295
BIOS version	62.94.6E.00.19	62.98.56.00.11
Total available graphics memory (MB)	1,917	1,531
Dedicated video memory (MB)	768	256
System video memory (MB)	0	0
Shared system memory (MB)	1,149	1,275
Resolution	1,280 x 1,024 x 32 bit	1,280 x 1,024 x 32 bit
Driver Windows XP	NVIDIA 6.14.11.8267 (05/12/2009)	NVIDIA 6.14.11.8246 (03/17/2009)
Driver Windows XP 64 bit	NVIDIA 6.14.11.7864 (12/17/2008)	NVIDIA 6.14.11.9100 (09/12/2009)
Driver Windows Vista	NVIDIA 7.15.11.8267 (05/12/2009)	NVIDIA 6.14.11.8246 (03/17/2009)
Driver Windows Vista 64 bit	NVIDIA 6.14.11.7864 (12/17/2008)	NVIDIA 7.15.11.8267 (05/12/2009)
Driver Windows 7	NVIDIA 8.15.11.9038 (07/14/2009)	NVIDIA 8.15.11.9038 (07/14/2009)
Driver Windows 7 64 bit	NVIDIA 8.15.11.9038 (07/14/2009)	NVIDIA 8.15.11.9038 (07/14/2009)
<b>Sound card/subsystem</b>		
Vendor and model number	SoundMAX Integrated Digital High Definition Audio	Realtek High Definition Audio

<b>Current system</b>	<b>Dell Precision T3500</b>	<b>Dell Precision T1500</b>
Driver Windows XP	Analog Devices 5.10.1.5852 (08/22/2008)	Realtek 5.10.0.5904 (07/28/2009)
Driver Windows XP 64 bit	Analog Devices 5.10.2.5852 (08/22/2008)	Realtek 5.10.0.5969 (10/28/2009)
Driver Windows Vista	Analog Devices 6.10.1.5853 (02/13/2009)	Realtek 5.10.0.5904 (07/28/2009)
Driver Windows Vista 64 bit	Analog Devices 6.10.1.5853 (02/13/2009)	Realtek 6.0.1.5859 (05/23/2009)
Driver Windows 7	Analog Devices 6.10.1.7250 (04/23/2009)	Realtek 5.10.0.5904 (07/28/2009)
Driver Windows 7 64 bit	Microsoft 6.1.7600.16385 (07/13/2009)	Realtek 6.0.1.5859 (05/23/2009)
<b>Ethernet</b>		
Vendor and model number	Broadcom NetXtreme 57xx Gigabit	Broadcom NetLink Gigabit
Driver Windows XP	Broadcom 11.7.2.0 (10/22/2008)	Broadcom 12.2.2.1 (08/04/2009)
Driver Windows XP 64 bit	Broadcom 11.7.2.0 (10/22/2008)	Broadcom 12.2.0.3 (05/29/2009)
Driver Windows Vista	Broadcom 11.7.2.0 (10/22/2008)	Broadcom 12.2.2.2 (08/06/2009)
Driver Windows Vista 64 bit	Broadcom 11.7.2.0 (10/22/2008)	Broadcom 12.2.1.0 (06/07/2009)
Driver Windows 7	Broadcom 12.2.0.3 (05/28/2009)	Broadcom 12.2.2.2 (08/06/2009)
Driver Windows 7 64 bit	Microsoft 10.100.4.0 (04/26/2009)	Broadcom 12.2.1.0 (06/07/2009)
<b>Optical drive(s)</b>		
Vendor and model number	TSSTcorp TS-H653G	LG GH50N
Type	DVD-RW	DVD-RW
Interface	SATA	SATA
Dual/Single layer	Dual	Dual
<b>USB ports</b>		
Number	8	10
Type	USB 2.0	USB 2.0
Other	NA	Media card reader
<b>IEEE 1394 ports</b>		
Number	NA	NA
<b>Monitor</b>		
LCD type	Dell E2210H	Dell E2210H
Screen size (inches)	21.5	21.5
Refresh rate (Hz)	60	60

Figure 11: Detailed system configuration for the current Dell Precision desktop workstations.

Figure 12 presents the the configuration details for the previous-generation desktop workstation system.

Previous-generation system	Dell Precision 390
<b>General</b>	
Processor and OS kernel: (physical, core, logical) / (UP, MP)	1P,2C,2L / MP
System power management policy Windows XP	Dell Desktop Power Methodology
Processor power-saving option	EIST
<b>CPU</b>	
Vendor	Intel
Name	Pentium D
Model number	950
Stepping	B1
Socket type and number of pins	LGA 775
Core frequency (GHz)	3.40
Front-side bus frequency (MHz)	800
L1 cache	16 KB + 12 KB (per core)
L2 cache	4 MB (2 MB per core)
<b>Platform</b>	
Vendor	Dell
Motherboard model number	0MY510
Motherboard chipset	Intel i975X
Motherboard revision number	A0
System/motherboard serial number	PS030835
BIOS name and version	Dell 2.6.0 (05/22/08)
BIOS settings	Default
<b>Memory module(s)</b>	
Vendor and model number	Infineon 72T64000HU3SA
Type	PC2-5300
Speed (MHz)	667
Speed running in the system (MHz)	667
Timing/Latency (tCL-tRCD-tRP-tRASmin)	5-5-5-15
Size (MB)	512
Number of memory module(s)	1
Channel (single/dual)	Single
<b>Hard disk</b>	
Vendor and model number	Samsung HD080HJ/P
Size (GB)	80
Buffer size (MB)	8
RPM	7,200
Type	SATA 3.0 Gb/s
Controller	Intel 82801GB (ICH7/R)
Driver Windows XP	Intel 7.6.1.1002 (07/26/2007)
<b>Operation system Windows XP</b>	
Name	Windows XP Professional
Build number	2600
Service pack	3
File system	NTFS
Kernel	ACPI Multiprocessor PC
Language	English



<b>Previous-generation system</b>	<b>Dell Precision 390</b>
Microsoft DirectX version	9.0c
<b>Graphics</b>	
Vendor and model number	NVIDIA Quadro NVS 285
Type	Discrete
Chipset	Quadro NVS 285
BIOS version	5.44.2.21.9
Total available graphics memory (MB)	64
Resolution	1280 x 1024 x 32 bit
Driver Windows XP	NVIDIA 6.14.11.8267 (05/12/2009)
<b>Sound card/subsystem</b>	
Vendor and model number	SigmaTel High Definition Audio CODEC
Driver Windows XP	SigmaTel 5.10.0.4991 (03/20/2006)
<b>Ethernet</b>	
Vendor and model number	Broadcom NetXtreme 57xx Gigabit
Driver Windows XP	Broadcom 10.39.0.0 (06/05/2007)
<b>Optical drive(s)</b>	
Vendor and model number	Lite-On LTN486S
Type	CD-ROM
Interface	IDE
Dual/Single layer	Single
<b>USB ports</b>	
Number	7
Type	USB 2.0
Other	NA
<b>IEEE 1394 ports</b>	
Number	NA
<b>Monitor</b>	
LCD type	ViewSonic Optiquest Q7
Screen size (inches)	17
Refresh rate (Hz)	60

Figure 12: Detailed system configuration for the previous-generation Dell Precision 390 desktop workstation.

## Appendix B – Detailed results

Figures 13 through 15 present the detailed test results for the systems.

Current system	Dell Precision T3500		
Operating system	Windows XP Professional SP3	Windows Vista Ultimate SP2	Windows 7 Ultimate
<b>Application responsiveness</b>			
<b>Test case 1a: Opening files using common office applications (local HDD)</b>			
<i>Word document appears - median</i>	00:02.24	00:02.61	00:02.48
<i>Excel workbook appears - median</i>	00:01.37	00:01.79	00:01.43
<i>PowerPoint slide appears - median</i>	00:00.75	00:00.83	00:00.76
<b>Test case 1b: Opening files using common office applications (wired)</b>			
<i>Word document appears - median</i>	00:02.35	00:02.60	00:02.46
<i>Excel workbook appears - median</i>	00:01.39	00:01.65	00:01.59
<i>PowerPoint slide appears - median</i>	00:00.76	00:00.84	00:00.83
<b>Test case 2: Installing/re-inserting a USB drive</b>			
<i>Installing PNY USB stick - median</i>	00:09.56	00:02.68	00:02.21
<i>Installing Kingston USB stick - median</i>	00:09.88	00:02.25	00:02.22
<i>Re-inserting PNY USB stick - median</i>	00:01.56	00:01.75	00:01.37
<i>Re-inserting Kingston USB stick - median</i>	00:01.63	00:01.36	00:01.28
<b>Test case 3: Copying files locally</b>			
<i>Copying files to another location on the C: drive - median</i>	00:13.08	00:05.71	00:04.31
<i>Copying files from the hard drive to a USB stick - median</i>	05:03.81	05:07.37	05:07.55
<i>Copying files from a USB stick to the hard drive - median</i>	00:29.27	00:31.94	00:30.47
<b>Test case 4: Ripping a CD</b>			
<i>Disc #1 ripped - median</i>	02:35.11	02:34.08	02:33.72
<i>Disc #2 ripped - median</i>	02:47.95	02:39.31	02:46.27
<b>Industry-standard benchmarks</b>			
<b>BAPCo SYSmark 2007 Preview v1.06</b>			
<i>SYSmark 2007 Preview v1.06 Rating</i>	134	199	190
<b>MAXON CINEBENCH R10</b>			
<i>CB Single</i>	3,350	3,319	3,328
<i>CB Dual</i>	11,498	11,488	11,473
<i>Open GL</i>	6,180	4,380	5,980
<i>Multiprocessor speedup</i>	3.43	3.44	3.44
<b>SPEC CPU2006</b>			
<i>SPECint_rate_base_2006</i>	84.20	86.60	85.90
<i>SPECfp_rate_base_2006</i>	65.90	66.30	66.30
<b>SPECviewperf 10</b>			
<i>3dsmax-04</i>	42.52	87.41	88.05
<i>Catia-02</i>	47.58	75.48	75.53
<i>Maya-02</i>	98.26	104.34	97.04
<i>Proe-02</i>	38.55	55.89	55.10
<i>Sw-01</i>	97.33	107.65	103.88
<i>Tcvis-01</i>	22.52	26.84	27.25

Figure 13: Detailed test results for the current Dell Precision T3500 desktop workstation system.

<b>Current system</b>	<b>Dell Precision T1500</b>		
<b>Operating system</b>	<b>Windows XP Professional SP3</b>	<b>Windows Vista Ultimate SP2</b>	<b>Windows 7 Ultimate</b>
<b>Application responsiveness</b>			
<b>Test case 1a: Opening files using common office applications (local HDD)</b>			
<i>Word document appears - median</i>	00:02.28	00:02.46	00:02.43
<i>Excel workbook appears - median</i>	00:01.51	00:01.56	00:01.59
<i>PowerPoint slide appears - median</i>	00:00.90	00:00.87	00:00.90
<b>Test case 1b: Opening files using common office applications (wired)</b>			
<i>Word document appears - median</i>	00:02.45	00:02.62	00:02.53
<i>Excel workbook appears - median</i>	00:01.82	00:01.77	00:01.65
<i>PowerPoint slide appears - median</i>	00:01.10	00:01.10	00:00.96
<b>Test case 2: Installing/re-inserting a USB drive</b>			
<i>Installing PNY USB stick - median</i>	00:09.18	00:02.31	00:01.94
<i>Installing Kingston USB stick - median</i>	00:09.12	00:01.83	00:01.90
<i>Re-inserting PNY USB stick - median</i>	00:01.49	00:01.48	00:01.39
<i>Re-inserting Kingston USB stick - median</i>	00:01.08	00:00.95	00:00.94
<b>Test case 3: Copying files locally</b>			
<i>Copying files to another location on the C: drive - median</i>	00:09.84	00:04.32	00:03.71
<i>Copying files from the hard drive to a USB stick - median</i>	05:00.60	05:01.02	05:02.31
<i>Copying files from a USB stick to the hard drive - median</i>	00:38.85	00:33.47	00:32.94
<b>Test case 4: Ripping a CD</b>			
<i>Disc #1 ripped - median</i>	02:30.13	02:29.08	02:29.34
<i>Disc #2 ripped - median</i>	02:43.37	02:39.49	02:42.84
<b>Industry-standard benchmarks</b>			
<b>BAPCo SYSmark 2007 Preview v1.06</b>			
<i>SYSmark 2007 Preview v1.06 Rating</i>	178	203	198
<b>MAXON CINEBENCH R10</b>			
<i>CB Single</i>	3,542	3,451	3,510
<i>CB Dual</i>	11,270	11,219	11,248
<i>Open GL</i>	3,026	2,997	2,994
<i>Multiprocessor speedup</i>	33.19	33.25	3.21
<b>SPEC CPU2006</b>			
<i>SPECint_rate_base_2006</i>	83.10	85.10	85.30
<i>SPECfp_rate_base_2006</i>	69.50	69.90	69.90
<b>SPECviewperf 10</b>			
<i>3dsmax-04</i>	17.04	14.95	15.27
<i>Catia-02</i>	16.66	15.25	15.59
<i>Maya-02</i>	29.40	27.34	29.17
<i>Proe-02</i>	17.27	14.16	13.86
<i>Sw-01</i>	17.44	16.21	16.52
<i>Tcvis-01</i>	2.31	2.08	2.33

Figure 14: Detailed test results for the current Dell Precision T1500 desktop workstation system.

Previous-generation system	Dell Precision 390
Operating system	Windows XP Professional SP3
<b>Application responsiveness</b>	
<b>Test case 1a: Opening files using common office applications (local HDD)</b>	
<i>Word document appears - median</i>	00:06.29
<i>Excel workbook appears - median</i>	00:02.84
<i>PowerPoint slide appears - median</i>	00:01.53
<b>Test case 1b: Opening files using common office applications (wired)</b>	
<i>Word document appears - median</i>	00:06.39
<i>Excel workbook appears - median</i>	00:02.84
<i>PowerPoint slide appears - median</i>	00:01.47
<b>Test case 2: Installing/re-inserting a USB drive</b>	
<i>Installing PNY USB stick - median</i>	00:08.90
<i>Installing Kingston USB stick - median</i>	00:10.28
<i>Re-inserting PNY USB stick - median</i>	00:02.15
<i>Re-inserting Kingston USB stick - median</i>	00:01.81
<b>Test case 3: Copying files locally</b>	
<i>Copying files to another location on the C: drive - median</i>	00:14.52
<i>Copying files from the hard drive to a USB stick - median</i>	04:47.33
<i>Copying files from a USB stick to the hard drive - median</i>	00:35.14
<b>Test case 4: Ripping a CD</b>	
<i>Disc #1 ripped - median</i>	06:22.10
<i>Disc #2 ripped - median</i>	07:18.66
<b>Industry-standard benchmarks</b>	
<b>BAPCo SYSmark 2007 Preview v1.06</b>	
<i>SYSmark 2007 Preview v1.06 Rating</i>	75
<b>SPEC CPU2006</b>	
<i>SPECint_rate_base_2006</i>	20.60
<i>SPECfp_rate_base_2006</i>	18.10
<b>MAXON CINEBENCH R10</b>	
<i>CB Single</i>	1,865
<i>CB Dual</i>	3,473
<i>Open GL</i>	1,544
<i>Multiprocessor speedup</i>	1.86
<b>SPECviewperf 10</b>	
<i>3dsmax-04</i>	6.43
<i>Catia-02</i>	7.25
<i>Maya-02</i>	12.75
<i>Proe-02</i>	6.64
<i>Sw-01</i>	6.40
<i>Tcvis-01</i>	1.26

Figure 15: Detailed test results for the previous-generation Dell Precision 390 desktop workstation system.

## Appendix C – Corpus contents

The 426MB (446,697,762 bytes) test workload included the following files:

11/6/2005	7:14 PM	1,161,163	19th Century Asylum.JPG
9/3/2007	6:10 PM	14,239	2008 calendar10 (2).xlsx
9/3/2007	6:10 PM	14,239	2008 calendar10.xlsx
9/3/2007	11:35 PM	617,349	3boat-Jerome10 (2).docx
9/12/2007	12:57 AM	675,901	3boat-Jerome10 (2).pdf
9/12/2007	12:57 AM	1,071,399	3boat-Jerome10 (2).xps
9/3/2007	11:35 PM	617,349	3boat-Jerome10.docx
9/12/2007	12:57 AM	675,901	3boat-Jerome10.pdf
9/12/2007	12:57 AM	1,071,399	3boat-Jerome10.xps
9/9/2007	1:32 AM	11,947	Adjustable Meeting Agenda template1 (2).xlsx
9/9/2007	1:32 AM	11,947	Adjustable Meeting Agenda template1.xlsx
9/9/2007	2:01 AM	197,621	Adventure Works (2).pptx
9/9/2007	2:01 AM	197,621	Adventure Works.pptx
9/9/2007	1:18 AM	11,953	Agenda1 (2).xlsx
9/9/2007	1:18 AM	11,953	Agenda1.xlsx
9/3/2007	6:14 PM	11,968	Agenda10 (2).xlsx
9/3/2007	6:14 PM	11,968	Agenda10.xlsx
9/3/2007	5:58 PM	774,350	alice-carroll10 (2).docx
9/12/2007	12:56 AM	518,539	alice-carroll10 (2).pdf
9/12/2007	12:56 AM	629,597	alice-carroll10 (2).xps
9/3/2007	5:58 PM	774,350	alice-carroll10.docx
9/12/2007	12:56 AM	518,539	alice-carroll10.pdf
9/12/2007	12:56 AM	629,597	alice-carroll10.xps
7/28/2003	7:56 AM	70,144	Analysis (2).xls
7/28/2003	7:56 AM	70,144	Analysis.xls
			Ancient christian stone marking Patrick's well.JPG
9/16/2005	8:39 PM	1,074,183	well.JPG
8/26/2005	5:12 PM	1,041,140	Art Gallery.JPG
9/10/2007	1:16 AM	26,694	Automation (2).rar
9/10/2007	1:16 AM	26,694	Automation.rar
12/19/2003	11:42 PM	16,896	bank24 (2).xls
12/19/2003	11:42 PM	16,896	bank24.xls
12/19/2003	11:42 PM	16,384	bank24temp (2).xls
12/19/2003	11:42 PM	16,384	bank24temp.xls
			Bidder comparison worksheet and process1 (2).xlsx
			Bidder comparison worksheet and process1.xlsx
9/9/2007	1:13 AM	19,547	process1.xlsx
9/9/2007	1:13 AM	19,547	process1.xlsx
9/3/2007	6:15 PM	24,480	Breakeven analysis10 (2).xlsx
9/3/2007	6:15 PM	24,480	Breakeven analysis10.xlsx
9/9/2005	4:22 PM	1,236,485	Bust of Collins.JPG
12/19/2003	11:42 PM	27,136	capbudget (2).xls
12/19/2003	11:42 PM	27,136	capbudget.xls
12/19/2003	11:42 PM	26,624	capbudgettemp (2).xls
12/19/2003	11:42 PM	26,624	capbudgettemp.xls
9/16/2005	8:38 PM	1,135,462	Christ Church 1038 AD.JPG
9/9/2007	12:16 AM	118,051	ChristmasCarol (2).docx

9/12/2007	12:56 AM	287,538	ChristmasCarol (2).pdf
9/12/2007	12:55 AM	507,684	ChristmasCarol (2).xps
9/9/2007	12:16 AM	118,051	ChristmasCarol.docx
9/12/2007	12:56 AM	287,538	ChristmasCarol.pdf
9/12/2007	12:55 AM	507,684	ChristmasCarol.xps
9/9/2005	4:21 PM	1,160,640	Church Altar-All Mosaic! (2).JPG
9/9/2005	4:21 PM	1,160,640	Church Altar-All Mosaic!.JPG
12/19/2003	11:42 PM	24,064	ciscoexpo (2).xls
12/19/2003	11:42 PM	24,064	ciscoexpo.xls
12/19/2003	11:43 PM	15,872	ciscoexpotemp (2).xls
12/19/2003	11:43 PM	15,872	ciscoexpotemp.xls
9/9/2005	4:21 PM	1,049,553	Clonakilty (2).JPG
9/9/2005	4:21 PM	1,049,553	Clonakilty.JPG
9/9/2007	2:03 AM	107,778	Communicating Bad News (2).pptx
9/9/2007	2:03 AM	107,778	Communicating Bad News.pptx
9/9/2007	2:23 AM	142,036	Company Handbook (2).pptx
9/9/2007	2:23 AM	142,036	Company Handbook.pptx
9/9/2007	2:24 AM	137,524	Company Meeting Title (2).pptx
9/9/2007	2:24 AM	137,524	Company Meeting Title.pptx
9/9/2007	2:09 AM	126,324	Company Meeting3 (2).pptx
9/9/2007	2:09 AM	126,324	Company Meeting3.pptx
9/9/2007	1:58 AM	252,618	Company Name (2).pptx
9/9/2007	1:58 AM	252,618	Company Name.pptx
9/9/2007	2:05 AM	340,381	Company Name2 (2).pptx
9/9/2007	2:05 AM	340,381	Company Name2.pptx
9/9/2007	2:18 AM	165,587	Company Name4 (2).pptx
9/9/2007	2:17 AM	165,587	Company Name4.pptx
9/9/2007	9:46 PM	1,467,429	conference (2).pptx
9/9/2007	9:46 PM	1,467,429	conference.pptx
9/11/2007	12:31 AM	1,468,617	conferenceA (2).pptx
9/11/2007	12:31 AM	1,468,617	conferenceA.pptx
9/11/2007	12:31 AM	1,468,621	conferenceC (2).pptx
9/11/2007	12:31 AM	1,468,621	conferenceC.pptx
9/11/2007	12:32 AM	1,468,505	conferenceD (2).pptx
9/11/2007	12:32 AM	1,468,505	conferenceD.pptx
9/11/2007	12:33 AM	1,468,329	conferenceE (2).pptx
9/11/2007	12:32 AM	1,468,329	conferenceE.pptx
9/9/2007	12:10 AM	448,701	ConnecticutYankee (2).docx
9/12/2007	12:53 AM	1,020,765	ConnecticutYankee (2).pdf
9/12/2007	12:53 AM	1,826,512	ConnecticutYankee (2).xps
9/9/2007	12:10 AM	448,701	ConnecticutYankee.docx
9/12/2007	12:53 AM	1,020,765	ConnecticutYankee.pdf
9/12/2007	12:53 AM	1,826,512	ConnecticutYankee.xps
9/3/2007	6:34 PM	1,342,932	copperfield10 (2).docx
9/3/2007	6:34 PM	1,342,932	copperfield10.docx
8/26/2005	5:12 PM	1,673,202	Crossing to UCC (2).JPG
8/26/2005	5:12 PM	1,673,202	Crossing to UCC.JPG
9/8/2007	8:41 PM	1,260,859	DavidCopperfield (2).docx
9/12/2007	12:58 AM	3,485,857	DavidCopperfield (2).pdf
9/8/2007	8:41 PM	1,260,859	DavidCopperfield.docx

9/12/2007	12:58 AM	3,485,857	DavidCopperfield.pdf
9/12/2007	12:59 AM	5,214,877	DavidCopperfield.xps
9/11/2007	1:30 AM	1,398,507	DavidCopperfieldA.docx
9/11/2007	1:31 AM	1,383,386	DavidCopperfieldB.docx
9/11/2007	1:32 AM	1,424,127	DavidCopperfieldC.docx
9/11/2007	1:33 AM	1,446,638	DavidCopperfieldD.docx
9/11/2007	1:34 AM	1,482,655	DavidCopperfieldE.docx
12/19/2003	11:42 PM	59,392	discretessim.xls
12/19/2003	11:43 PM	27,136	discretessimtemp.xls
9/8/2007	9:52 PM	1,343,812	DombeyandSon.docx
9/12/2007	12:41 AM	3,703,813	DombeyandSon.pdf
9/12/2007	12:55 AM	5,402,560	DombeyandSon.xps
9/11/2007	1:40 AM	1,596,493	DombeyandSonA.docx
9/11/2007	1:40 AM	1,594,242	DombeyandSonB.docx
9/11/2007	1:41 AM	1,566,559	DombeyandSonC.docx
9/11/2007	1:41 AM	1,581,002	DombeyandSonD.docx
9/11/2007	1:42 AM	1,495,818	DombeyandSonE.docx
9/16/2005	8:40 PM	1,334,598	Doorways of Cashel.JPG
9/9/2007	1:10 AM	26,103	Due diligence assessment model1.xlsx
8/26/2005	5:12 PM	1,235,942	Entering Campus.JPG
9/3/2007	6:39 PM	65,287	Excellfiles10.rar
9/3/2007	6:13 PM	15,249	Expense budget10.xlsx
12/19/2003	11:42 PM	13,824	exponentialdata.xls
12/19/2003	11:42 PM	51,200	fantasy2.xls
9/9/2007	1:57 AM	196,974	FINANCIAL PERFORMANCE.pptx
9/9/2007	2:22 AM	169,394	Financial Performance2.pptx
12/19/2003	11:42 PM	27,648	finmathsolver.xls
12/19/2003	11:42 PM	21,504	finmathsolvtemp.xls
9/5/2007	11:41 AM	48,776,192	Followup.pst
9/3/2007	6:12 PM	20,173	Forecasting report10.xlsx
10/1/2005	8:19 PM	1,277,141	Forest stream.JPG
12/19/2003	11:42 PM	13,824	fv.xls
12/19/2003	11:42 PM	13,824	fvtemp.xls
9/9/2007	10:55 AM	263,477	General Presentation.pptx
9/8/2007	10:24 PM	567,592	gildedage.docx
9/9/2007	1:51 PM	33,996	GoingIntoSociety.docx
9/12/2007	2:52 AM	78,803	GoingIntoSociety.pdf
9/12/2007	2:52 AM	126,330	GoingIntoSociety.xps
9/3/2007	11:32 PM	704,846	Grimm10.docx
9/12/2007	12:52 AM	1,436,779	Grimm10.pdf
9/9/2007	2:01 PM	79,114	Hadleyburg.docx
9/12/2007	2:53 AM	224,473	Hadleyburg.pdf
9/12/2007	2:53 AM	329,705	Hadleyburg.xps
9/9/2007	1:35 PM	398,837	HardTimes.docx
9/12/2007	2:51 AM	1,076,448	HardTimes.pdf
9/12/2007	2:51 AM	1,610,487	HardTimes.xps
9/3/2007	11:28 PM	517,037	Holmes10.docx
9/12/2007	12:52 AM	1,402,971	Holmes10.pdf
7/28/2003	7:56 AM	23,040	Home Price Estimator.xls
9/3/2007	11:27 PM	832,842	Homer10.docx

9/12/2007	12:51 AM	1,856,367	Homer10.pdf
10/1/2005	8:18 PM	1,386,326	House grounds.JPG
9/9/2007	1:23 PM	381,257	HuckFinn.docx
9/12/2007	2:50 AM	843,079	HuckFinn.pdf
9/12/2007	2:48 AM	1,464,587	HuckFinn.xps
9/9/2007	1:04 PM	735,024	InnocentsAbroad.docx
9/9/2007	9:49 PM	1,812,449	Introducing PowerPoint 2007.pptx
9/11/2007	12:34 AM	1,812,476	Introducing PowerPoint 2007A.pptx
9/11/2007	12:34 AM	1,812,480	Introducing PowerPoint 2007B.pptx
9/11/2007	12:35 AM	1,812,479	Introducing PowerPoint 2007C.pptx
9/11/2007	12:35 AM	1,812,488	Introducing PowerPoint 2007D.pptx
9/11/2007	12:35 AM	1,812,481	Introducing PowerPoint 2007E.pptx
9/3/2007	6:11 PM	19,198	Inventory-analysis10.xlsx
9/3/2007	5:35 PM	1,346,405	Ireland descriptions10.pptx
9/11/2007	12:37 AM	1,346,414	Ireland descriptions10A.pptx
9/11/2007	12:37 AM	1,337,272	Ireland descriptions10B.pptx
9/11/2007	12:37 AM	1,534,168	Ireland descriptions10C.pptx
9/11/2007	12:37 AM	1,067,473	Ireland descriptions10D.pptx
9/11/2007	12:38 AM	1,097,490	Ireland descriptions10E.pptx
9/3/2007	5:32 PM	12,967,947	Ireland presentation10.pptx
9/11/2007	12:40 AM	13,000,486	Ireland presentation10a.pptx
9/11/2007	1:37 PM	6,781,038	Ireland6.zip
9/11/2007	1:38 PM	8,821,083	Ireland7.zip
9/16/2005	8:39 PM	1,503,203	Irish country lane.JPG
11/6/2005	7:15 PM	1,479,824	Killarney waterfall.JPG
9/11/2007	1:56 AM	7,096,706	leonardo.zip
9/11/2007	1:46 AM	1,155,760	Leonardo10.docx
9/12/2007	12:50 AM	3,245,463	Leonardo10.pdf
9/11/2007	1:47 AM	1,152,103	Leonardo10A.docx
9/11/2007	1:48 AM	1,170,931	Leonardo10B.docx
9/11/2007	1:48 AM	1,156,831	Leonardo10C.docx
9/11/2007	1:49 AM	1,333,853	Leonardo10D.docx
9/11/2007	1:50 AM	1,153,155	Leonardo10E.docx
9/9/2007	12:40 PM	544,715	LifeonMississippi.docx
9/12/2007	12:49 AM	1,343,595	LifeonMississippi.pdf
9/9/2007	2:00 PM	1,278,447	LittleDorrit.docx
9/12/2007	12:48 AM	3,339,544	LittleDorrit.pdf
9/11/2007	1:51 AM	1,024,556	LittleDorritA.docx
9/11/2007	1:51 AM	1,008,950	LittleDorritB.docx
9/11/2007	1:51 AM	1,009,241	LittleDorritC.docx
9/11/2007	1:52 AM	1,019,386	LittleDorritD.docx
9/11/2007	1:52 AM	1,018,168	LittleDorritE.docx
11/6/2005	7:13 PM	1,109,309	Looking East.JPG
11/4/2002	12:48 PM	20,480	LookupFunctions.xls
10/1/2005	8:19 PM	1,345,552	Lovely foliage.JPG
9/16/2005	8:36 PM	1,263,229	Main Gate Trinity.JPG
9/9/2007	2:08 AM	92,724	Marketing Plan.pptx
9/9/2007	2:44 AM	1,280,593	MartinChuzzlewit.docx
9/12/2007	12:47 AM	3,304,603	MartinChuzzlewit.pdf
9/9/2007	4:07 PM	1,280,678	MartinChuzzlewit.rar



9/11/2007	1:53 AM	1,018,128	MartinChuzzlewitA.docx
9/11/2007	1:53 AM	1,020,651	MartinChuzzlewitB.docx
9/11/2007	1:54 AM	1,017,247	MartinChuzzlewitC.docx
9/11/2007	1:54 AM	1,023,558	MartinChuzzlewitD.docx
9/11/2007	1:55 AM	1,020,227	MartinChuzzlewitE.docx
9/3/2007	11:47 PM	614,882	Math - Dudeney10.docx
9/11/2007	12:42 AM	800,966	Microsoft© Office A.pptx
9/11/2007	12:43 AM	800,998	Microsoft© Office B.pptx
9/11/2007	12:43 AM	800,994	Microsoft© Office C.pptx
9/11/2007	12:44 AM	800,974	Microsoft© Office D.pptx
9/11/2007	12:44 AM	801,013	Microsoft© Office E.pptx
9/9/2007	10:59 AM	1,025,163	Microsoft© Office.pptx
9/9/2007	12:52 PM	948,893	Microsoft© Office10.pptx
9/9/2007	1:06 PM	416,471	Microsoft© Office11.pptx
9/9/2007	12:53 PM	818,133	Microsoft© Office12.pptx
9/9/2007	12:54 PM	969,801	Microsoft© Office13.pptx
9/9/2007	12:56 PM	969,806	Microsoft© Office14.pptx
9/9/2007	12:56 PM	956,565	Microsoft© Office15.pptx
9/9/2007	1:01 PM	839,836	Microsoft© Office16.pptx
9/9/2007	12:57 PM	1,561,643	Microsoft© Office17.pptx
9/11/2007	12:53 AM	1,561,260	Microsoft© Office17A.pptx
9/11/2007	12:54 AM	1,561,582	Microsoft© Office17B.pptx
9/11/2007	12:54 AM	1,561,564	Microsoft© Office17C.pptx
9/11/2007	12:55 AM	1,561,657	Microsoft© Office17D.pptx
9/11/2007	12:55 AM	1,561,617	Microsoft© Office17E.pptx
9/9/2007	12:58 PM	562,491	Microsoft© Office18.pptx
9/9/2007	2:07 PM	327,489	Microsoft© Office19.pptx
9/9/2007	1:21 PM	712,466	Microsoft© Office2.pptx
9/9/2007	12:59 PM	1,244,906	Microsoft© Office20.pptx
9/11/2007	12:56 AM	1,186,711	Microsoft© Office20A.pptx
9/11/2007	12:57 AM	1,186,722	Microsoft© Office20B.pptx
9/11/2007	12:57 AM	1,186,727	Microsoft© Office20C.pptx
9/11/2007	12:58 AM	1,186,726	Microsoft© Office20D.pptx
9/11/2007	12:58 AM	1,186,726	Microsoft© Office20E.pptx
9/9/2007	1:00 PM	949,022	Microsoft© Office21.pptx
9/9/2007	1:02 PM	981,825	Microsoft© Office22.pptx
9/11/2007	1:23 AM	1,200,628	Microsoft© Office23.pptx
9/11/2007	1:23 AM	1,200,641	Microsoft© Office23A.pptx
9/11/2007	1:24 AM	1,200,610	Microsoft© Office23B.pptx
9/11/2007	1:24 AM	1,200,622	Microsoft© Office23C.pptx
9/11/2007	1:25 AM	1,200,706	Microsoft© Office23D.pptx
9/11/2007	1:25 AM	1,200,671	Microsoft© Office23E.pptx
9/9/2007	1:03 PM	1,013,396	Microsoft© Office24.pptx
9/9/2007	1:06 PM	962,131	Microsoft© Office25.pptm
9/9/2007	11:00 AM	650,568	Microsoft© Office25.pptx
9/11/2007	12:28 AM	958,094	Microsoft© Office25A.pptx
9/11/2007	12:28 AM	958,084	Microsoft© Office25B.pptx
9/11/2007	12:28 AM	958,053	Microsoft© Office25C.pptx
9/11/2007	12:29 AM	958,053	Microsoft© Office25D.pptx
9/11/2007	12:29 AM	958,086	Microsoft© Office25E.pptx

9/9/2007	1:08 PM	1,145,214	Microsoft© Office26.pptm
9/9/2007	2:26 PM	428,891	Microsoft© Office26.pptx
9/11/2007	12:22 AM	1,141,348	Microsoft© Office26A.pptx
9/11/2007	12:23 AM	1,141,351	Microsoft© Office26B.pptx
9/11/2007	12:23 AM	1,141,370	Microsoft© Office26C.pptx
9/11/2007	12:23 AM	1,141,363	Microsoft© Office26D.pptx
9/11/2007	12:24 AM	1,141,355	Microsoft© Office26E.pptx
9/9/2007	1:09 PM	603,421	Microsoft© Office27.pptx
9/9/2007	1:09 PM	478,895	Microsoft© Office28.pptx
9/9/2007	1:10 PM	941,158	Microsoft© Office29.pptx
9/9/2007	12:50 PM	1,571,647	Microsoft© Office3.pptx
9/9/2007	1:11 PM	739,109	Microsoft© Office30.pptm
9/9/2007	2:25 PM	461,492	Microsoft© Office30.pptx
9/9/2007	1:12 PM	1,221,010	Microsoft© Office31.pptx
9/11/2007	1:26 AM	1,220,255	Microsoft© Office31A.pptx
9/11/2007	1:26 AM	1,220,277	Microsoft© Office31B.pptx
9/11/2007	1:26 AM	1,220,268	Microsoft© Office31C.pptx
9/11/2007	1:27 AM	1,220,272	Microsoft© Office31D.pptx
9/11/2007	1:27 AM	1,220,296	Microsoft© Office31E.pptx
9/11/2007	1:27 AM	1,220,319	Microsoft© Office31F.pptx
9/9/2007	1:13 PM	583,427	Microsoft© Office32.pptx
9/9/2007	1:16 PM	391,371	Microsoft© Office33.pptx
9/9/2007	1:21 PM	449,972	Microsoft© Office34.pptx
9/9/2007	1:22 PM	322,092	Microsoft© Office35.pptx
9/9/2007	1:28 PM	479,077	Microsoft© Office36.pptx
9/9/2007	1:28 PM	472,584	Microsoft© Office37.pptx
9/9/2007	1:29 PM	230,500	Microsoft© Office38.pptx
9/9/2007	1:30 PM	481,285	Microsoft© Office39.pptx
9/11/2007	12:45 AM	1,571,526	Microsoft© Office3A.pptx
9/11/2007	12:45 AM	1,571,508	Microsoft© Office3B.pptx
9/11/2007	12:46 AM	1,571,475	Microsoft© Office3C.pptx
9/11/2007	12:46 AM	1,571,476	Microsoft© Office3D.pptx
9/11/2007	12:47 AM	1,571,505	Microsoft© Office3E.pptx
9/9/2007	12:44 PM	969,628	Microsoft© Office4.pptx
9/9/2007	1:31 PM	698,766	Microsoft© Office40.pptx
9/9/2007	1:32 PM	515,699	Microsoft© Office41.pptx
9/9/2007	1:33 PM	393,466	Microsoft© Office42.pptx
9/9/2007	1:34 PM	355,726	Microsoft© Office43.pptx
9/9/2007	2:07 PM	389,387	Microsoft© Office44.pptx
9/9/2007	2:08 PM	390,223	Microsoft© Office45.pptx
9/9/2007	2:09 PM	740,630	Microsoft© Office46.pptx
9/9/2007	2:13 PM	341,546	Microsoft© Office47.pptx
9/9/2007	2:15 PM	635,972	Microsoft© Office48.pptx
9/9/2007	2:23 PM	556,818	Microsoft© Office49.pptx
9/9/2007	11:03 AM	498,391	Microsoft© Office5.pptx
9/9/2007	2:24 PM	695,362	Microsoft© Office50.pptx
9/9/2007	11:02 AM	1,015,401	Microsoft© Office51.pptx
9/9/2007	4:12 PM	428,908	Microsoft© Office52.pptx
9/9/2007	4:12 PM	350,753	Microsoft© Office53.pptx
9/9/2007	4:13 PM	976,384	Microsoft© Office54.ppt

9/9/2007	4:14 PM	314,015	Microsoft© Office54.pptx
9/11/2007	12:25 AM	554,598	Microsoft© Office54A.pptx
9/11/2007	12:25 AM	554,610	Microsoft© Office54B.pptx
9/11/2007	12:26 AM	554,612	Microsoft© Office54C.pptx
9/11/2007	12:26 AM	554,611	Microsoft© Office54D.pptx
9/11/2007	12:26 AM	554,610	Microsoft© Office54E.pptx
9/9/2007	5:48 PM	437,892	Microsoft© Office55.pptx
9/9/2007	5:49 PM	573,438	Microsoft© Office56.pptx
9/9/2007	8:49 PM	573,428	Microsoft© Office57.pptx
9/9/2007	8:50 PM	525,453	Microsoft© Office58.pptx
9/9/2007	9:21 PM	297,037	Microsoft© Office59.pptx
9/9/2007	11:16 AM	498,382	Microsoft© Office6.pptx
9/9/2007	9:22 PM	569,541	Microsoft© Office60.pptx
9/9/2007	9:25 PM	365,319	Microsoft© Office61.pptx
9/9/2007	9:26 PM	383,562	Microsoft© Office62.pptx
9/9/2007	9:26 PM	356,419	Microsoft© Office63.pptx
9/9/2007	9:27 PM	656,644	Microsoft© Office64.pptx
9/9/2007	9:28 PM	580,065	Microsoft© Office65.pptx
9/9/2007	9:31 PM	453,163	Microsoft© Office66.pptx
9/9/2007	9:31 PM	388,797	Microsoft© Office67.pptx
9/9/2007	9:32 PM	409,618	Microsoft© Office68.pptx
9/9/2007	9:34 PM	618,184	Microsoft© Office69.pptx
9/9/2007	12:43 PM	1,696,999	Microsoft© Office7.pptx
9/9/2007	9:35 PM	304,286	Microsoft© Office70.pptx
9/9/2007	9:36 PM	451,891	Microsoft© Office71.pptx
9/9/2007	9:37 PM	258,210	Microsoft© Office72.pptx
9/9/2007	9:37 PM	473,998	Microsoft© Office73.pptx
9/9/2007	9:38 PM	547,570	Microsoft© Office74.pptx
9/9/2007	9:39 PM	587,596	Microsoft© Office75.pptx
9/9/2007	9:40 PM	247,814	Microsoft© Office76.pptx
9/9/2007	9:40 PM	386,262	Microsoft© Office77.pptx
9/9/2007	9:41 PM	435,885	Microsoft© Office78.pptx
9/9/2007	9:42 PM	260,788	Microsoft© Office79.pptx
9/11/2007	12:48 AM	1,672,311	Microsoft© Office7A.pptx
9/11/2007	12:48 AM	1,672,332	Microsoft© Office7B.pptx
9/11/2007	12:49 AM	1,672,329	Microsoft© Office7C.pptx
9/11/2007	12:49 AM	1,672,323	Microsoft© Office7D.pptx
9/11/2007	12:50 AM	1,672,355	Microsoft© Office7E.pptx
9/9/2007	12:51 PM	1,464,915	Microsoft© Office8.pptx
9/9/2007	9:44 PM	349,939	Microsoft© Office80.pptx
9/9/2007	9:44 PM	298,069	Microsoft© Office81.pptx
9/9/2007	9:57 PM	635,975	Microsoft© Office82.pptx
9/9/2007	10:00 PM	451,882	Microsoft© Office83.pptx
9/12/2007	12:00 AM	1,465,093	Microsoft© Office8A.pptx
9/12/2007	12:38 AM	1,465,103	Microsoft© Office8B.pptx
9/12/2007	12:38 AM	1,465,058	Microsoft© Office8C.pptx
9/12/2007	12:39 AM	1,465,089	Microsoft© Office8D.pptx
9/12/2007	12:39 AM	1,465,168	Microsoft© Office8E.pptx
9/9/2007	12:51 PM	803,809	Microsoft© Office9.pptx
9/9/2007	4:07 PM	702,034	Microsoft© Office9.rar

9/9/2007	1:21 AM	69,239	MONDAY.docx
10/1/2005	8:20 PM	1,292,403	Mountain stream.JPG
10/1/2005	8:18 PM	1,263,306	Muckcross House.JPG
9/9/2007	2:33 AM	161,083	MysteriousStranger.docx
12/19/2003	11:42 PM	92,160	NBA01_02.xls
12/19/2003	11:42 PM	136,704	nba02_03.xls
12/19/2003	11:42 PM	29,184	nfl01.xls
12/19/2003	11:42 PM	68,096	NFL2002ratings.xls
12/19/2003	11:42 PM	216,576	nfl2002temp.xls
9/9/2007	3:55 PM	1,250,320	NicholasNickleby.docx
12/19/2003	11:42 PM	59,392	normalsim.xls
12/19/2003	11:43 PM	27,136	normalsimtemp.xls
9/9/2007	2:30 AM	828,326	OldCuriosityShop.docx
9/9/2007	4:07 PM	827,783	OldCuriosityShop.rar
9/9/2007	2:15 AM	625,145	OliverTwist.docx
9/3/2007	11:23 PM	417,426	Organization Chart10.pptx
9/9/2007	1:40 AM	1,230,430	OurMutualFriend.docx
9/16/2005	8:39 PM	1,045,606	Out to the valley of Cashel.JPG
7/28/2003	7:56 AM	26,624	Pacific Guitar Sales.xls
9/3/2007	6:36 PM	201,756	Pan10.docx
9/9/2007	12:42 AM	1,195,872	PickWickPapers.docx
9/9/2007	1:59 AM	177,375	Pitchbook.pptx
9/3/2007	6:18 PM	357,410	Plant10.pptx
12/19/2003	11:42 PM	15,872	pmt.xls
12/19/2003	11:42 PM	13,824	pmttemp.xls
9/3/2007	5:48 PM	14,454,815	PPTfiles10.rar
9/9/2007	10:57 AM	42,444	Presentation1.pptx
9/3/2007	6:19 PM	136,034	Presentation10.pptx
9/9/2007	9:50 PM	317,684	presentation2.pptx
9/9/2007	9:51 PM	74,504	presentation3.pptx
9/9/2007	9:51 PM	134,559	Presentation4.pptx
9/9/2007	9:52 PM	53,903	Presentation5.pptx
12/19/2003	11:42 PM	16,384	pressdata.xls
9/9/2007	12:32 AM	277,232	PrinceandPauper.docx
9/3/2007	5:33 PM	144,246	Process diagram10.pptx
12/19/2003	11:42 PM	28,160	prodmix.xls
12/19/2003	11:42 PM	26,112	prodmixtemp.xls
9/9/2007	2:11 AM	87,243	Product Name.pptx
9/9/2007	2:21 AM	300,846	Product Name5.pptx
9/9/2007	2:00 AM	283,493	Product Name].pptx
9/3/2007	6:10 PM	18,598	Project compare10.xlsx
9/9/2007	2:07 AM	206,208	Project Overview.pptx
9/9/2007	1:53 AM	11,852	Purchase order with sales tax1.xlsx
9/9/2007	1:49 AM	16,460	Purchase order(2)1.xlsx
9/9/2007	1:50 AM	15,854	Purchase order(3)1.xlsx
9/9/2007	1:51 AM	15,734	Purchase order(4)1.xlsx
9/9/2007	1:48 AM	21,972	PURCHASE ORDER.docx
9/3/2007	6:16 PM	15,819	Purchase order10.xlsx
12/19/2003	11:42 PM	13,824	PV.xls
12/19/2003	11:42 PM	13,824	PVtemp.xls

9/9/2007	2:13 AM	75,931	Quarterly Results and.pptx
12/19/2003	11:42 PM	41,984	randdemo.xls
12/19/2003	11:43 PM	27,136	randdemotemp.xls
9/9/2007	2:18 AM	76,882	Recommending a Strategy.pptx
12/19/2003	11:42 PM	17,920	ReorderPoint_Backorder.xls
12/19/2003	11:42 PM	17,920	ReorderPoint_Lostsales.xls
9/9/2007	2:23 AM	122,701	Reporting Progress or Status.pptx
9/9/2007	2:06 AM	161,158	Return on Investment.pptx
10/1/2005	8:19 PM	1,288,715	Ring of Kerry.JPG
11/5/2005	6:39 PM	1,070,887	River Lee rising.JPG
11/6/2005	7:13 PM	1,109,309	River Rising.JPG
9/9/2007	2:27 PM	632,401	RoughingIt.docx
9/11/2007	12:03 AM	45,764	s1-s10.rar
12/19/2003	11:42 PM	13,824	s10_1.xls
12/19/2003	11:42 PM	13,824	s10_10.xls
12/19/2003	11:42 PM	13,824	s10_2.xls
12/19/2003	11:42 PM	15,872	s10_3.xls
12/19/2003	11:42 PM	13,824	s10_4.xls
12/19/2003	11:42 PM	13,824	s10_5.xls
12/19/2003	11:42 PM	14,336	s10_6.xls
12/19/2003	11:42 PM	97,280	S10_7.xls
12/19/2003	11:42 PM	97,280	s10_8.xls
12/19/2003	11:42 PM	13,824	s10_9.xls
9/11/2007	12:04 AM	10,898	s24.rar
12/19/2003	11:42 PM	13,824	s24_1.xls
12/19/2003	11:42 PM	13,824	s24_2.xls
12/19/2003	11:42 PM	13,824	s24_3.xls
12/19/2003	11:42 PM	13,824	s24_4.xls
12/19/2003	11:42 PM	13,824	s24_5.xls
12/19/2003	11:42 PM	13,824	s24_6.xls
12/19/2003	11:42 PM	13,824	s24_7.xls
9/11/2007	12:04 AM	11,542	s25.zip
12/19/2003	11:42 PM	14,848	s25_1.xls
12/19/2003	11:42 PM	15,360	s25_2.xls
12/19/2003	11:42 PM	14,848	s25_3.xls
12/19/2003	11:42 PM	14,848	s25_4.xls
12/19/2003	11:42 PM	15,360	s25_5.xls
9/11/2007	12:05 AM	12,276	s26.zip
12/19/2003	11:42 PM	16,384	s26_1.xls
12/19/2003	11:42 PM	16,896	s26_2.xls
12/19/2003	11:42 PM	19,968	s26_3.xls
12/19/2003	11:42 PM	15,360	s26_4.xls
12/19/2003	11:42 PM	16,896	s27_1.xls
12/19/2003	11:42 PM	17,920	s27_2.xls
12/19/2003	11:42 PM	16,896	s27_3.xls
12/19/2003	11:42 PM	15,360	s27_4.xls
12/19/2003	11:42 PM	29,696	s28_1.xls
12/19/2003	11:42 PM	17,408	s28_2.xls
12/19/2003	11:42 PM	23,552	s29_1.xls
12/19/2003	11:42 PM	23,552	s29_2.xls

12/19/2003	11:42 PM	16,384	s29_3.xls
12/19/2003	11:42 PM	26,112	s29_4.xls
12/19/2003	11:42 PM	15,872	s29_5.xls
12/19/2003	11:42 PM	264,192	S30_1.xls
12/19/2003	11:42 PM	259,584	s30_2.xls
12/19/2003	11:42 PM	56,832	s30_3.xls
12/19/2003	11:42 PM	13,824	s30_4.xls
12/19/2003	11:42 PM	13,824	s30_5.xls
12/19/2003	11:42 PM	22,016	S42problems1thru4.xls
12/19/2003	11:42 PM	21,504	S42problems1thru5.xls
9/11/2007	12:06 AM	149,171	s58.zip
12/19/2003	11:42 PM	404,480	s58_1.xls
12/19/2003	11:42 PM	207,360	s58_2.xls
12/19/2003	11:42 PM	17,408	s66_1.xls
12/19/2003	11:42 PM	16,896	s66_2.xls
12/19/2003	11:42 PM	13,824	s66_3.xls
9/3/2007	6:20 PM	30,418	Sales effectiveness.xlsx
9/9/2007	1:52 AM	15,474	Sales order1.xlsx
9/9/2007	2:20 AM	164,904	Sales proposal.pptx
9/9/2007	2:17 AM	54,168	Sales Training.pptx
9/9/2007	9:58 PM	54,185	Sales Training2.pptx
9/9/2007	10:02 PM	48,145	Sales Training3.pptx
1/24/2008	10:26 AM	109	Search
1/24/2008	12:21 PM	0	SearchCorpus.txt
9/9/2007	2:12 AM	68,502	Selling a Product or Service.pptx
12/19/2003	11:42 PM	18,944	ServiceLevelReorder.xls
9/9/2007	1:46 AM	12,139	Software Inventory1.xlsx
9/9/2007	9:55 PM	68,590	Staff Training.pptx
7/28/2003	7:56 AM	150,016	Staff.xls
7/28/2003	7:56 AM	142,336	Staff2.xls
9/3/2007	5:31 PM	139,054	Status charts10.pptx
11/6/2005	7:15 PM	1,744,412	Stone path.JPG
9/11/2007	12:15 AM	1,741,369	Stone path.zip
11/6/2005	7:15 PM	1,752,998	Stone staircase.JPG
9/11/2007	12:18 AM	837,626	Supply Requisition Form2.xlsx
9/11/2007	12:18 AM	838,128	Supply Requisition Form3.xlsx
9/11/2007	12:19 AM	837,886	Supply Requisition Form4.xlsx
9/11/2007	12:20 AM	837,884	Supply Requisition Form5.xlsx
1/24/2008	10:20 AM	1,463,296	Test methodology.doc
1/16/2000	5:48 PM	3,941,355	test.mp3
9/9/2007	9:56 PM	90,037	Title of Training Presentation.pptx
9/9/2007	10:01 PM	58,226	Title of Training Presentation2.pptx
9/9/2007	12:29 AM	281,104	TomSawyer.docx
9/9/2007	12:27 AM	124,045	TomSawyerAbroad.docx
9/9/2007	10:03 PM	172,469	Training Presentation.pptx
12/19/2003	11:42 PM	18,944	transport.xls
12/19/2003	11:42 PM	16,384	transporttemp.xls
9/9/2007	1:14 AM	25,007	Treasury analysis worksheet1.xlsx
7/28/2003	7:56 AM	27,136	TreeOrders.xls
9/9/2007	12:24 AM	504,476	TwoCities.docx

12/19/2003	11:42 PM	177,664	valentine.xls
12/19/2003	11:43 PM	13,824	valentinetemp.xls
9/9/2007	1:58 AM	357,867	Welcome!.pptx
9/9/2007	2:21 AM	121,946	Welcome!2.pptx
9/9/2007	10:56 AM	174,213	Widescreen Presentation.pptx
9/3/2007	6:13 PM	38,404	worker hours10.xlsx

## Appendix D – SPEC CPU2006 configuration file

This appendix contains the benchmark configuration file we used to test the desktop workstations.

```
#####
# CPU2006 - Windows (32-bit) Config file for Intel Processors
#
# Intel C++/FORTRAN Compiler 11.1
#####
action      = validate
tune        = base

# Works only on Vista32, Server2003 and all x64 Windows operating systems.
# Does *not* work on Win XP32
# submit= specperl -e "system sprintf qq{start /b /wait /affinity %x %s}, (1<<${SPECCOPYNUM}), q{ $command
} "

PATHSEP     = /
check_md5   = 1
reportable  = 1
backup_config = 0
output_format = asc,html

flagsurl000 = dell.flags.ic11.0.win.xml

mean_anyway = 1

%ifdef %{fast_opt}
fast_opt     = -Qx%{fast_opt}
%else
%define fast_opt
fast_opt     =
%endif
ext          = ic11.1.046.win32_x%{fast_opt}.exe

# -----
#   Edit fields as necessary
# -----
default:

hw_cpu_name      =
hw_cpu_char      =
hw_cpu_mhz       =
hw_disk          =
hw_fpu           =
hw_memory        =
hw_model         =

hw_ncpuorder     =
hw_ncores        =
hw_nthreadspercore =
hw_nchips        =
hw_ncoresperchip =

hw_ocache        =
hw_other         =
hw_pcache        =

hw_scache        =
hw_tcache        =

sw_file          =
sw_os            =
sw_state         =

hw_avail         =
sw_avail         =

#
# This section only needed if there are non-default BIOS settings
```



```

#
#notes_plat_010 = BIOS Settings
#notes_plat_012 = Hyper-Threading set to ON.
#notes_plat_013 = Adjacent Cache Line Prefetch set to ON.

#notes_os_010 = KMP AFFINITY set to granularity=fine,scatter.
#notes_os_020 = OMP_NUM_THREADS set to number of available cores.

license_num = 3184
hw_vendor = Dell Inc.
tester = Principled Technologies, Inc.
test_sponsor = Dell Inc.

#####
# Optimizations - Windows 32-bit /RATE
#####

sw_base_ptrsize = 32-bit
sw_peak_ptrsize = 32-bit

all_c,all_cpp=default:
EXTRA_LDFLAGS = /F512000000

all_fortran,all_mixed=default:
EXTRA_LDFLAGS = /F1000000000

# =====
# Compiler description/information
# =====
default:

sw_compiler000 = Intel C++ Compiler for IA-32, Version 11.1
sw_compiler001 = Build 20090903 Package ID: w_cproc_p_11.1.046

fp:
sw_compiler010 = Intel Visual FORTRAN Compiler for IA-32, Version 11.1
sw_compiler011 = Build 20090903 Package ID: w_cproc_p_11.1.046

default:
sw_compiler002 = Microsoft Visual Studio 2008 SP1
sw_other = MicroQuill SmartHeap Library 8.0

notes_000= Binaries were built on Windows XP Profession SP3 (32-bit)

# =====
# Portability
# =====
default:

403.gcc=default=default=default:
CPORTABILITY = -DSPEC_CPU_WIN32
EXTRA_CFLAGS = -Dalloca=_alloca

436.cactusADM=default=default=default:
FPORTABILITY = -Qlowercase /assume:underscore

444.namd=default=default=default:
CXXPORTABILITY = -TP

447.dealII=default=default=default:
PORTABILITY = -DDEAL_II_MEMBER_VAR_SPECIALIZATION_BUG

453.povray=default=default=default:
CXXPORTABILITY = -DSPEC_CPU_WINDOWS_ICL

454.calculix=default=default=default:
FPORTABILITY = -Qlowercase
PORTABILITY = -DSPEC_CPU_NOZMODIFIER

464.h264ref=default=default=default:

```

```

PORTABILITY          = -DSPEC_CPU_NO_INTTYPES -DWIN32

481.wrf=default:
CPORTABILITY        = -DSPEC_CPU_WINDOWS_ICL

483.xalancbmk=default=default=default:
CXXPORTABILITY      = -Qoption,cpp,--no_wchar_t_keyword

#####
# Compiler Setup
#####
default:

CC = icl -Qvc9 -Qstd=c99
CXX = icl -Qvc9
FC = ifort
OBJ = .obj

# =====
# Library Tuning Flags
# =====
all_cpp=default:
EXTRA_LIBS = shlw32m.lib
LDOUT = -Fe$@ -link /FORCE:MULTIPLE

# =====
# Baseline Tuning Flags
# =====

int=base:
OPTIMIZE=          ${fast_opt} -Qipo -O3 -Qprec-div- -Qopt-prefetch
CXXOPTIMIZE=       -Qcxx_features

fp=base:
OPTIMIZE=          ${fast_opt} -Qipo -O3 -Qprec-div- -Qopt-prefetch
CXXOPTIMIZE=       -Qcxx_features

# =====
# Peak Tuning Flags
# =====

default=peak:
basepeak=yes

```

## Appendix E – SPECint\_rate\_base2006 output

This appendix provides the output of the benchmark for each of the test desktop workstations.  
**Current Dell Precision T3500: Intel Xeon Processor-based desktop workstation system**

<b>SPEC® CINT2006 Result</b>																													
Copyright 2006-2008 Standard Performance Evaluation Corporation																													
Dell Inc. Dell Precision T3500 (Intel Xeon W3520, 2.67 GHz)	SPECint®_rate2006 = Not Run SPECint_rate_base2006 = 84.2																												
CPU2006 license: 3184 Test sponsor: Dell Inc. Tested by: Principled Technologies, Inc.	Test date: Oct-2009 Hardware Availability: Aug-2009 Software Availability: Feb-2009																												
<table border="1"> <caption>Benchmark Results</caption> <thead> <tr> <th>Benchmark</th> <th>Copies</th> </tr> </thead> <tbody> <tr><td>400.perlbench</td><td>72.4</td></tr> <tr><td>401.bzip2</td><td>54.8</td></tr> <tr><td>403.gcc</td><td>57.2</td></tr> <tr><td>429.ncf</td><td>115</td></tr> <tr><td>445.gobnk</td><td>81.2</td></tr> <tr><td>456.hnner</td><td>76.8</td></tr> <tr><td>458.s_jeng</td><td>82.0</td></tr> <tr><td>462.libquantum</td><td>250</td></tr> <tr><td>464.h264ref</td><td>129</td></tr> <tr><td>471.onnetpp</td><td>64.0</td></tr> <tr><td>473.astar</td><td>52.0</td></tr> <tr><td>483.xalanbmk</td><td>88.0</td></tr> <tr><td><b>SPECint_rate_base2006</b></td><td><b>84.2</b></td></tr> </tbody> </table>		Benchmark	Copies	400.perlbench	72.4	401.bzip2	54.8	403.gcc	57.2	429.ncf	115	445.gobnk	81.2	456.hnner	76.8	458.s_jeng	82.0	462.libquantum	250	464.h264ref	129	471.onnetpp	64.0	473.astar	52.0	483.xalanbmk	88.0	<b>SPECint_rate_base2006</b>	<b>84.2</b>
Benchmark	Copies																												
400.perlbench	72.4																												
401.bzip2	54.8																												
403.gcc	57.2																												
429.ncf	115																												
445.gobnk	81.2																												
456.hnner	76.8																												
458.s_jeng	82.0																												
462.libquantum	250																												
464.h264ref	129																												
471.onnetpp	64.0																												
473.astar	52.0																												
483.xalanbmk	88.0																												
<b>SPECint_rate_base2006</b>	<b>84.2</b>																												
<b>Hardware</b>	<b>Software</b>																												
<b>CPU Name:</b> Intel Xeon W3520 <b>CPU Characteristics:</b> Intel Turbo Boost Technology up to 2.67 GHz <b>CPU MHz:</b> 2667 <b>FPU:</b> Integrated <b>CPU(s) enabled:</b> 4 cores, 1 chip, 4 cores/chip, 2 threads/core <b>CPU(s) orderable:</b> 1 chip <b>Primary Cache:</b> 32 KB I + 32 KB D on chip per core <b>Secondary Cache:</b> 256 KB I+D on chip per core <b>L3 Cache:</b> 8 MB I+D on chip per chip <b>Other Cache:</b> None <b>Memory:</b> 4 GB (2x2 GB PC3-10600E) <b>Disk Subsystem:</b> 1 x 80GB SATA 7200 RPM <b>Other Hardware:</b> None	<b>Operating System:</b> Windows XP Professional SP3 (64-bit) <b>Compiler:</b> Intel C++ Compiler for IA-32, Version 11.1 Build 20090903 Package ID: w_cproc_p_11.1.046 Microsoft Visual Studio 2008 SP1 <b>Auto Parallel:</b> No <b>File System:</b> NTFS <b>System State:</b> Default <b>Base Pointers:</b> 32-bit <b>Peak Pointers:</b> 32-bit <b>Other Software:</b> MicroQuill SmartHeap Library 8.0																												

# SPEC® CINT2006 Result

Copyright 2006-2008 Standard Performance Evaluation Corporation

Dell Inc.

Dell Precision T3500 (Intel Xeon W3520, 2.67 GHz)

SPECint®\_rate2006 = Not Run

SPECint\_rate\_base2006 = 86.6

CPU2006 license: 3184

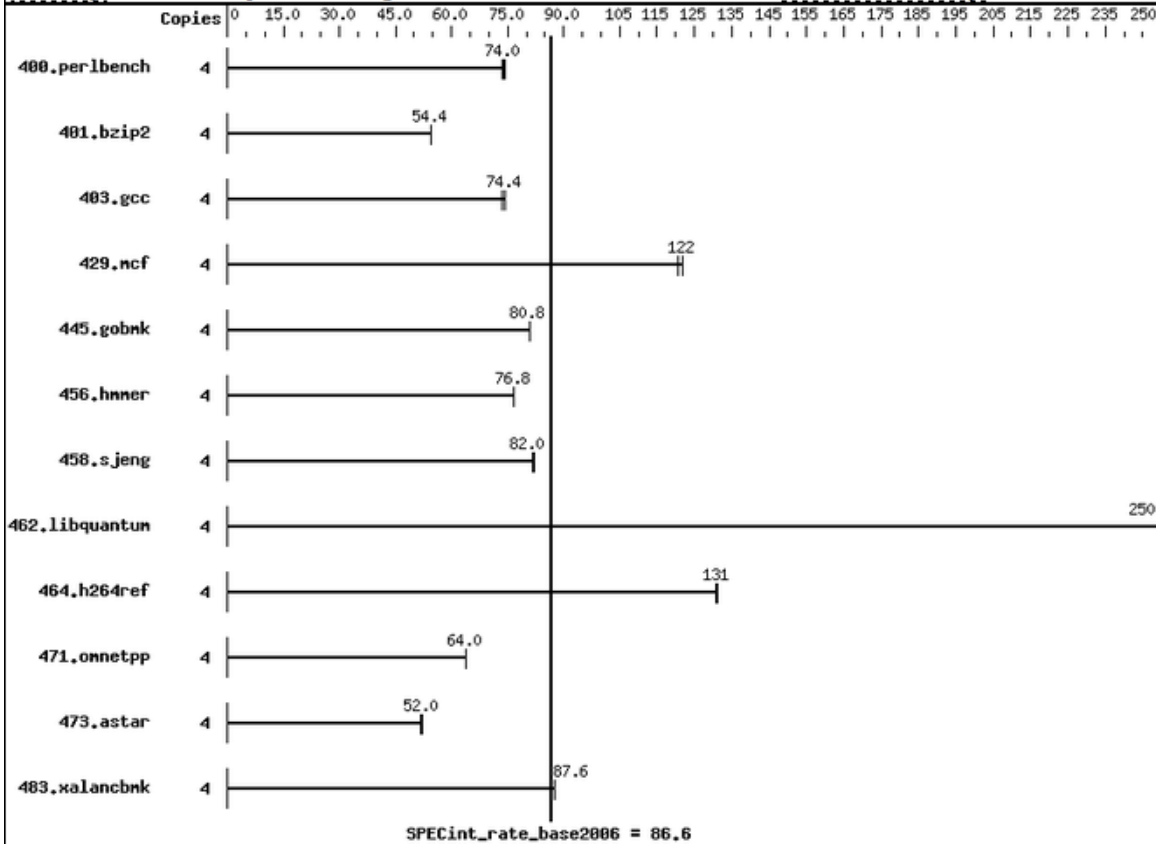
Test sponsor: Dell Inc.

Tested by: Principled Technologies, Inc.

Test date: Oct-2009

Hardware Availability: Aug-2009

Software Availability: Feb-2009



## Hardware

**CPU Name:** Intel Xeon W3520  
**CPU Characteristics:** Intel Turbo Boost Technology up to 2.67 GHz  
**CPU MHz:** 2667  
**FPU:** Integrated  
**CPU(s) enabled:** 4 cores, 1 chip, 4 cores/chip, 2 threads/core  
**CPU(s) orderable:** 1 chip  
**Primary Cache:** 32 KB I + 32 KB D on chip per core  
**Secondary Cache:** 256 KB I+D on chip per core  
**L3 Cache:** 8 MB I+D on chip per chip  
**Other Cache:** None  
**Memory:** 4 GB (2x2 GB PC3-10600E)  
**Disk Subsystem:** 1 x 80GB SATA 7200 RPM  
**Other Hardware:** None

## Software

**Operating System:** Windows Vista Ultimate SP2 (64-bit)  
**Compiler:** Intel C++ Compiler for IA-32, Version 11.1 Build 20090903 Package ID: w\_cproc\_p\_11.1.046 Microsoft Visual Studio 2008 SP1  
**Auto Parallel:** No  
**File System:** NTFS  
**System State:** Default  
**Base Pointers:** 32-bit  
**Peak Pointers:** 32-bit  
**Other Software:** MicroQuill SmartHeap Library 8.0

# SPEC® CINT2006 Result

Copyright 2006-2008 Standard Performance Evaluation Corporation

Dell Inc.

Dell Precision T3500 (Intel Xeon W3520, 2.67 GHz)

SPECint®\_rate2006 = Not Run

SPECint\_rate\_base2006 = 85.9

CPU2006 license: 3184

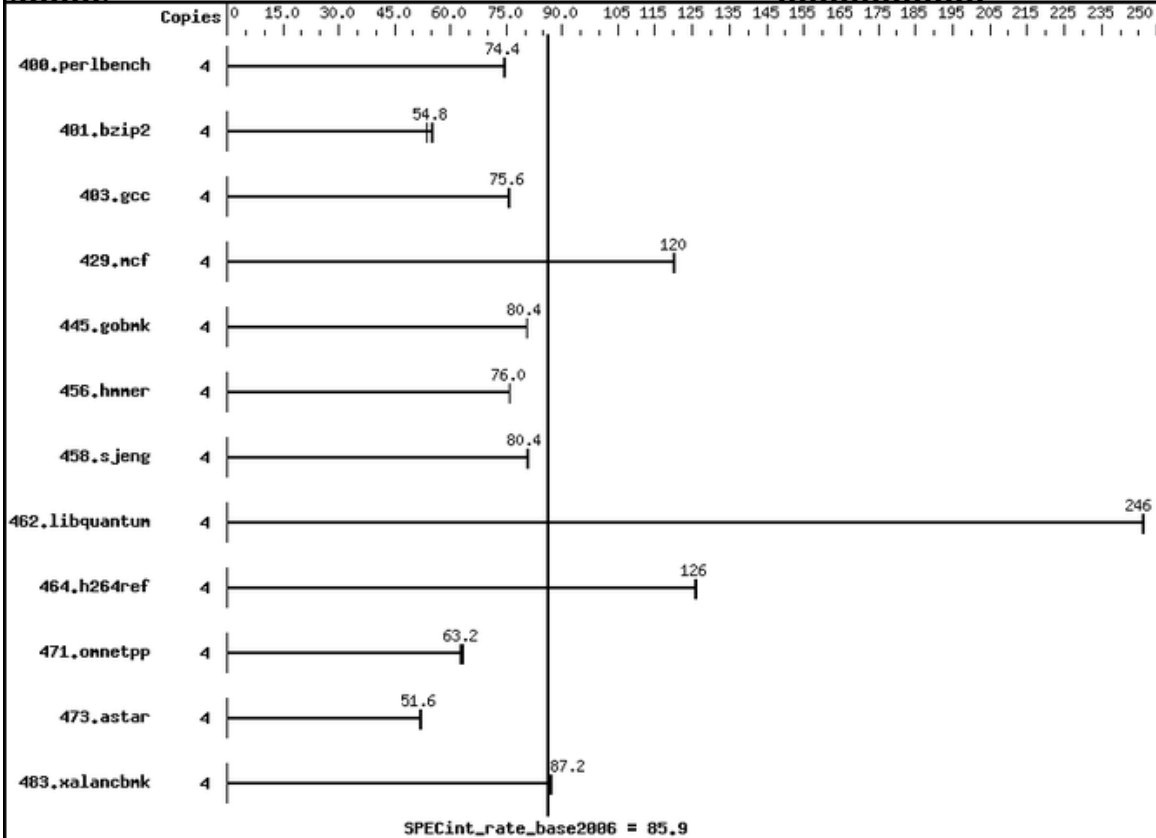
Test sponsor: Dell Inc.

Tested by: Principled Technologies, Inc.

Test date: Oct-2009

Hardware Availability: Aug-2009

Software Availability: Feb-2009



## Hardware

**CPU Name:** Intel Xeon W3520  
**CPU Characteristics:** Intel Turbo Boost Technology up to 2.67 GHz  
**CPU MHz:** 2667  
**FPU:** Integrated  
**CPU(s) enabled:** 4 cores, 1 chip, 4 cores/chip, 2 threads/core  
**CPU(s) orderable:** 1 chip  
**Primary Cache:** 32 KB I + 32 KB D on chip per core  
**Secondary Cache:** 256 KB I+D on chip per core  
**L3 Cache:** 8 MB I+D on chip per chip  
**Other Cache:** None  
**Memory:** 4 GB (2x2 GB PC3-10600E)  
**Disk Subsystem:** 1 x 80GB SATA 7200 RPM  
**Other Hardware:** None

## Software

**Operating System:** Windows 7 Ultimate (64-bit)  
**Compiler:** Intel C++ Compiler for IA-32, Version 11.1 Build 20090903 Package ID: w\_cproc\_p\_11.1.046 Microsoft Visual Studio 2008 SP1  
**Auto Parallel:** No  
**File System:** NTFS  
**System State:** Default  
**Base Pointers:** 32-bit  
**Peak Pointers:** 32-bit  
**Other Software:** MicroQuill SmartHeap Library 8.0

**Current Dell Precision T1500: Intel Core i5 Processor-based desktop workstation system**

<b>SPEC®·CINT2006·Result</b>																													
Copyright 2006-2008 Standard Performance Evaluation Corporation																													
Dell Inc.																													
Dell Precision T1500 (Intel Core i5-750, 2.67 GHz)																													
SPECint®_rate2006 = Not Run																													
SPECint_rate_base2006 = 83.1																													
CPU2006-license:	3184	Test-date:	Nov-2009																										
Test-sponsor:	Dell Inc.	Hardware-Availability:	Aug-2009																										
Tested-by:	Principled Technologies, Inc.	Software-Availability:	Feb-2009																										
<table border="1"> <caption>Chart Data: SPECint_rate2006 Scores</caption> <thead> <tr> <th>Benchmark</th> <th>Copies</th> </tr> </thead> <tbody> <tr><td>400.per1bench</td><td>69.6</td></tr> <tr><td>401.bz1p2</td><td>50.0</td></tr> <tr><td>403.gcc</td><td>59.2</td></tr> <tr><td>429.ncf</td><td>121</td></tr> <tr><td>445.gobnk</td><td>77.6</td></tr> <tr><td>456.hmmer</td><td>71.6</td></tr> <tr><td>458.sjeng</td><td>80.8</td></tr> <tr><td>462.libquantum</td><td>279</td></tr> <tr><td>464.h264ref</td><td>122</td></tr> <tr><td>471.onnetpp</td><td>64.8</td></tr> <tr><td>473.astar</td><td>48.8</td></tr> <tr><td>483.kalancbk</td><td>89.2</td></tr> </tbody> </table> <p style="text-align: center;">SPECint_rate_base2006 = 83.1</p>				Benchmark	Copies	400.per1bench	69.6	401.bz1p2	50.0	403.gcc	59.2	429.ncf	121	445.gobnk	77.6	456.hmmer	71.6	458.sjeng	80.8	462.libquantum	279	464.h264ref	122	471.onnetpp	64.8	473.astar	48.8	483.kalancbk	89.2
Benchmark	Copies																												
400.per1bench	69.6																												
401.bz1p2	50.0																												
403.gcc	59.2																												
429.ncf	121																												
445.gobnk	77.6																												
456.hmmer	71.6																												
458.sjeng	80.8																												
462.libquantum	279																												
464.h264ref	122																												
471.onnetpp	64.8																												
473.astar	48.8																												
483.kalancbk	89.2																												
<b>Hardware</b>																													
CPU-Name:	Intel Core i5-750																												
CPU-Characteristics:	Intel Turbo Boost Technology up to 2.67 GHz																												
CPU-MHz:	2667																												
FPU:	Integrated																												
CPU(s)-enabled:	4 cores, 1 chip, 4 cores/chip, 2 threads/core																												
CPU(s)-orderable:	1 chip																												
Primary-Cache:	32-KB-I+ 32-KB-D on chip per core																												
Secondary-Cache:	256-KB-I+D on chip per core																												
L3-Cache:	8-MB-I+D on chip per chip																												
Other-Cache:	None																												
Memory:	4 GB (2x2) GB PC3-10600																												
Disk-Subsystem:	1 x 1600GB SATA 7200-RPM																												
Other-Hardware:	None																												
<b>Software</b>																													
Operating-System:	Windows XP Professional SP3 (64-bit)																												
Compiler:	Intel C++ Compiler for IA-32, Version 11.1 Build: 20090903 Package-ID: w_cproc_p_11.1.046 Microsoft Visual Studio 2008 SP1																												
Auto-Parallel:	No																												
File-System:	NTFS																												
System-State:	Default																												
Base-Pointers:	64-bit																												
Peak-Pointers:	64-bit																												
Other-Software:	MicroQuill SmartHeap Library 8.0																												

# SPEC® CINT2006 Result

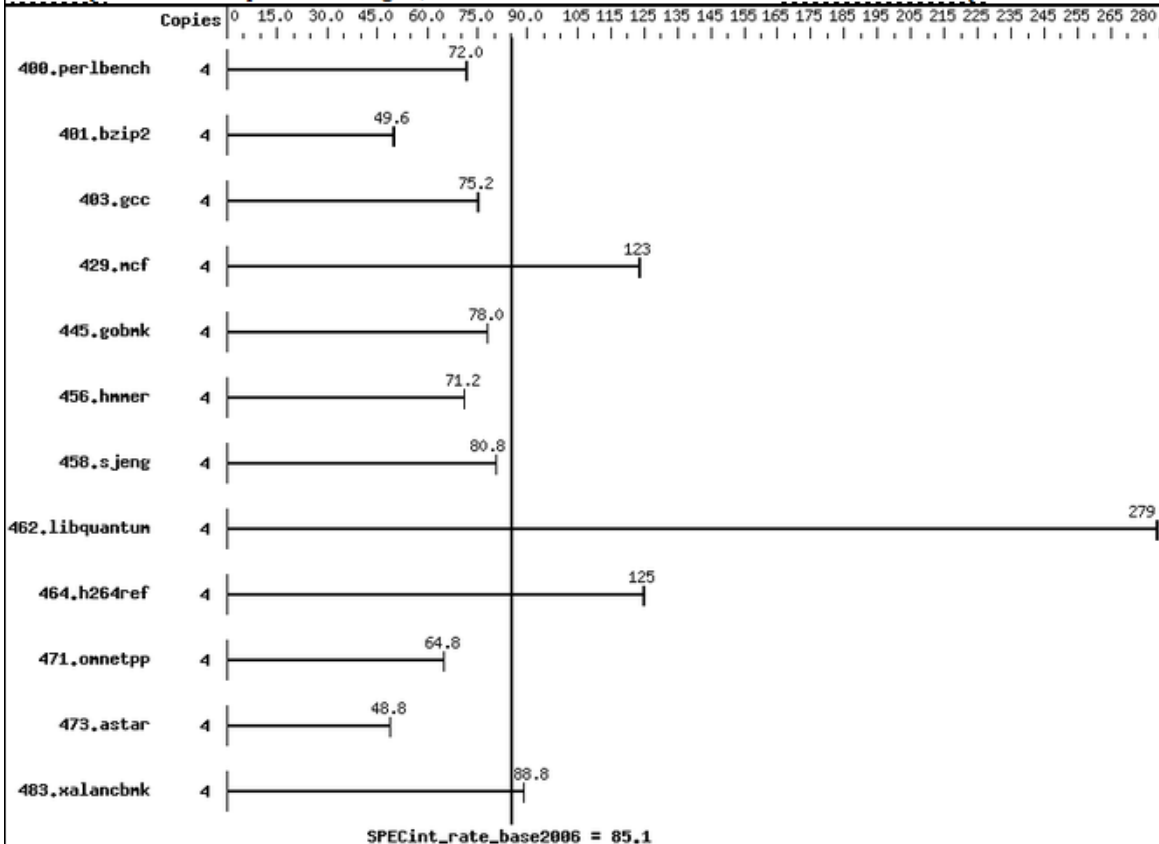
Copyright 2006-2008 Standard Performance Evaluation Corporation

Dell Inc.  
Dell Precision T1500 (Intel Core i5 750, 2.67 GHz)

SPECint®\_rate2006 = Not Run

SPECint\_rate\_base2006 = 85.1

CPU2006 license: 3184	Test date: Nov-2009
Test sponsor: Dell Inc.	Hardware Availability: Aug-2009
Tested by: Principled Technologies, Inc.	Software Availability: Feb-2009



## Hardware

**CPU Name:** Intel Core i5 750  
**CPU Characteristics:** Intel Turbo Boost Technology up to 2.67 GHz  
**CPU MHz:** 2667  
**FPU:** Integrated  
**CPU(s) enabled:** 4 cores, 1 chip, 4 cores/chip, 2 threads/core  
**CPU(s) orderable:** 1 chip  
**Primary Cache:** 32 KB I + 32 KB D on chip per core  
**Secondary Cache:** 256 KB I+D on chip per core  
**L3 Cache:** 8 MB I+D on chip per chip  
**Other Cache:** None  
**Memory:** 4 GB (2x2 GB PC3-10600)  
**Disk Subsystem:** 1 x 160GB SATA 7200 RPM  
**Other Hardware:** None

## Software

**Operating System:** Windows Vista Ultimate SP2 (64-bit)  
**Compiler:** Intel C++ Compiler for IA-32, Version 11.1 Build 20090903 Package ID: w\_cproc\_p\_11.1.046 Microsoft Visual Studio 2008 SP1  
**Auto Parallel:** No  
**File System:** NTFS  
**System State:** Default  
**Base Pointers:** 32-bit  
**Peak Pointers:** 32-bit  
**Other Software:** MicroQuill SmartHeap Library 8.0

# SPEC® CINT2006 Result

Copyright 2006-2008 Standard Performance Evaluation Corporation

Dell Inc.

Dell Precision T1500 (Intel Core i5 750, 2.67 GHz)

SPECint®\_rate2006 = Not Run

SPECint\_rate\_base2006 = 85.3

CPU2006 license: 3184

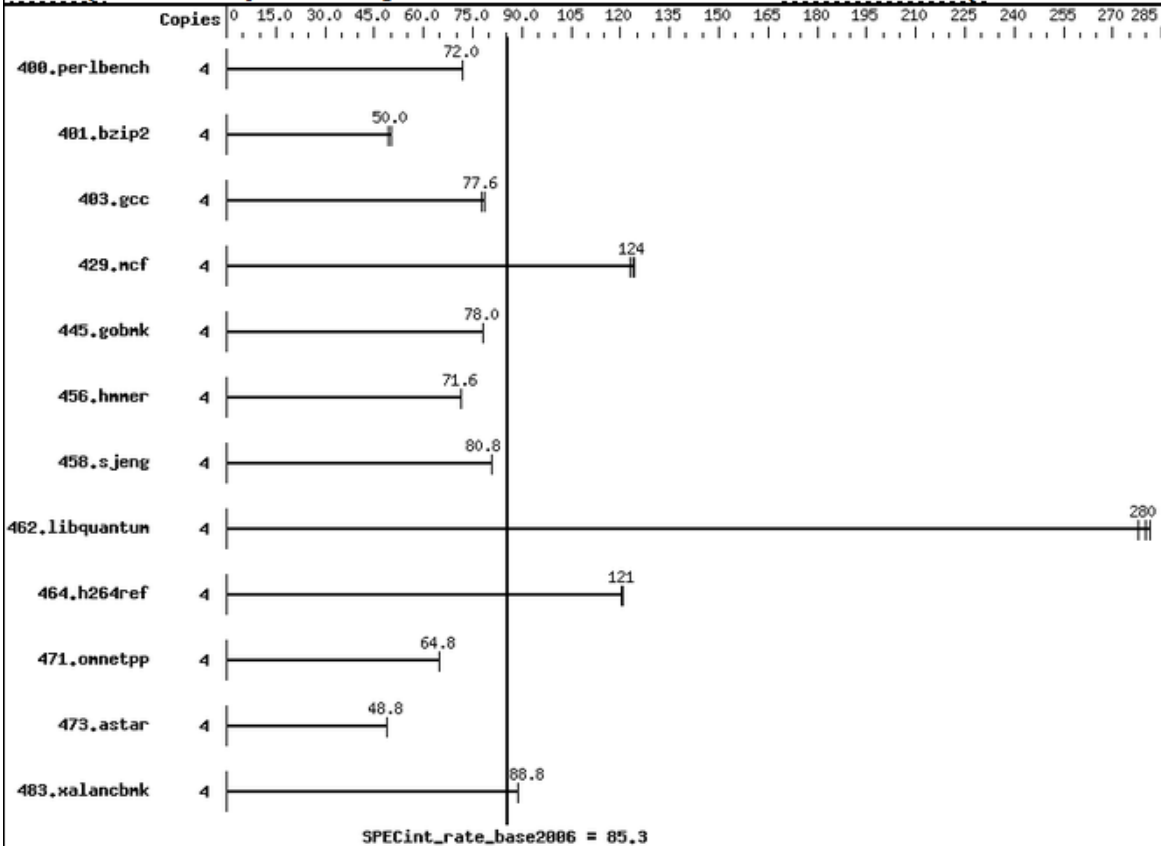
Test sponsor: Dell Inc.

Tested by: Principled Technologies, Inc.

Test date: Nov-2009

Hardware Availability: Aug-2009

Software Availability: Feb-2009



## Hardware

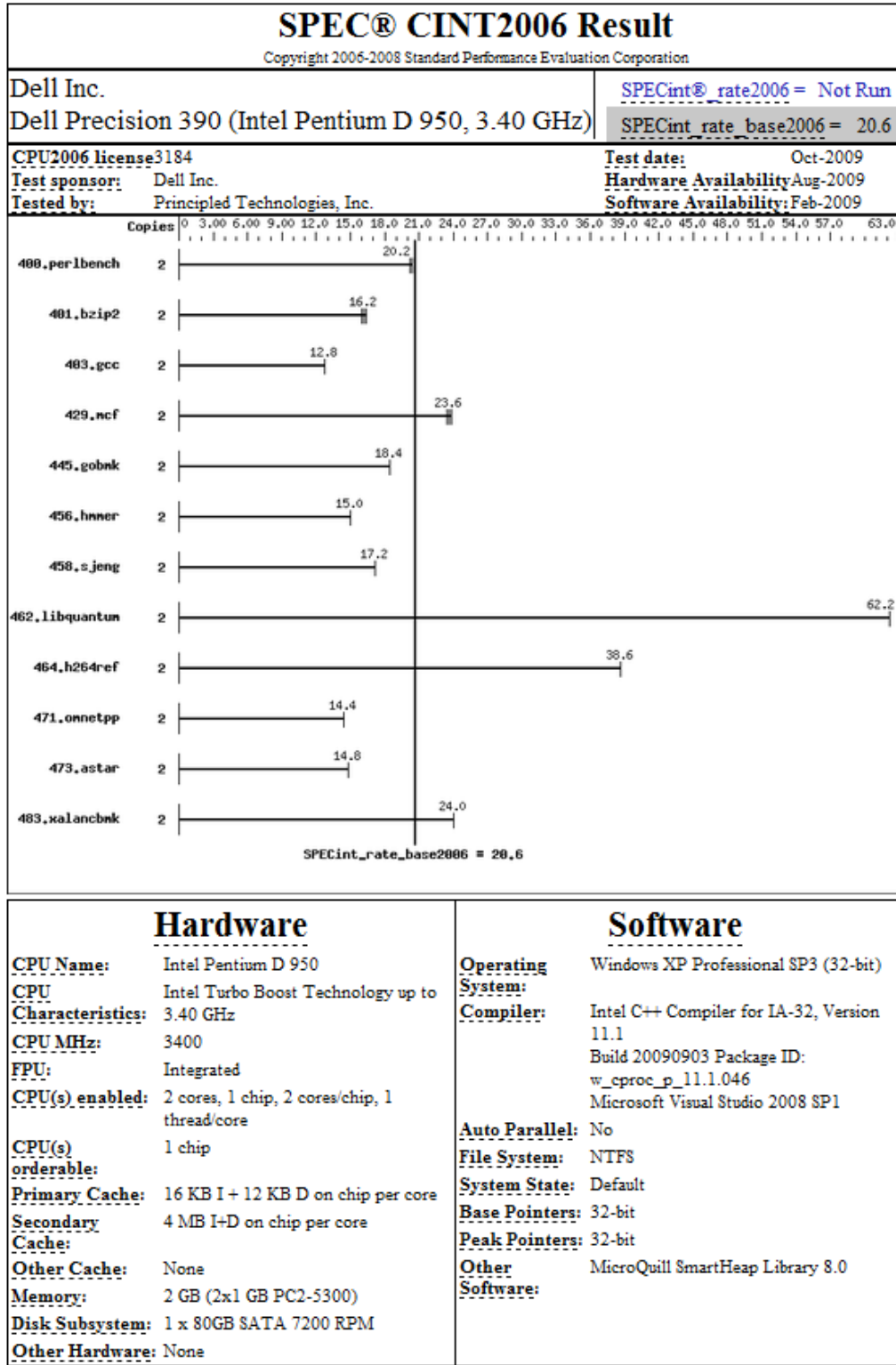
**CPU Name:** Intel Core i5 750  
**CPU Characteristics:** Intel Turbo Boost Technology up to 2.67 GHz  
**CPU MHz:** 2667  
**FPU:** Integrated  
**CPU(s) enabled:** 4 cores, 1 chip, 4 cores/chip, 2 threads/core  
**CPU(s) orderable:** 1 chip  
**Primary Cache:** 32 KB I + 32 KB D on chip per core  
**Secondary Cache:** 256 KB I+D on chip per core  
**L3 Cache:** 8 MB I+D on chip per chip  
**Other Cache:** None  
**Memory:** 4 GB (2x2 GB PC3-10600)  
**Disk Subsystem:** 1 x 160GB SATA 7200 RPM  
**Other Hardware:** None

## Software

**Operating System:** Windows 7 Ultimate (64-bit)  
**Compiler:** Intel C++ Compiler for IA-32, Version 11.1 Build 20090903 Package ID: w\_cproc\_p\_11.1.046 Microsoft Visual Studio 2008 SP1  
**Auto Parallel:** No  
**File System:** NTFS  
**System State:** Default  
**Base Pointers:** 32-bit  
**Peak Pointers:** 32-bit  
**Other Software:** MicroQuill SmartHeap Library 8.0



Previous-generation Dell Precision 390: Intel Pentium D Processor 950-based desktop workstation system




# Appendix F – SPECfp\_rate\_base2006 output

This appendix provides the output of the benchmark for each of the test desktop workstations.

## Current Dell Precision T3500: Intel Xeon Processor-based desktop workstation system

<b>SPEC® CFP2006 Result</b>																																					
Copyright 2006-2008 Standard Performance Evaluation Corporation																																					
Dell Inc. Dell Precision T3500 (Intel Xeon W3520, 2.67 GHz)	SPECfp® rate2006 = Not Run SPECfp_rate_base2006 = 65.9																																				
CPU2006 license3184 Test sponsor: Dell Inc. Tested by: Principled Technologies, Inc.	Test date: Oct-2009 Hardware Availability: Aug-2009 Software Availability: Feb-2009																																				
<table border="1"> <caption>Horizontal Bar Chart Data</caption> <thead> <tr> <th>Benchmark</th> <th>Rate</th> </tr> </thead> <tbody> <tr><td>410.buaves</td><td>66.4</td></tr> <tr><td>416.goness</td><td>74.0</td></tr> <tr><td>433.nlc</td><td>70.8</td></tr> <tr><td>434.zeusp</td><td>80.0</td></tr> <tr><td>435.gonacs</td><td>68.4</td></tr> <tr><td>436.cactusADM</td><td>82.0</td></tr> <tr><td>437.leslie3d</td><td>45.2</td></tr> <tr><td>444.nand</td><td>60.8</td></tr> <tr><td>447.dealII</td><td>77.2</td></tr> <tr><td>450.soplex</td><td>51.2</td></tr> <tr><td>453.povray</td><td>90.4</td></tr> <tr><td>454.calculix</td><td>82.4</td></tr> <tr><td>459.GensFDID</td><td>41.6</td></tr> <tr><td>465.tonto</td><td>64.8</td></tr> <tr><td>470.lbn</td><td>41.2</td></tr> <tr><td>481.wrf</td><td>76.0</td></tr> <tr><td>482.sphinx3</td><td>78.0</td></tr> </tbody> </table> <p style="text-align: right;">SPECfp_rate_base2006 = 65.9</p>		Benchmark	Rate	410.buaves	66.4	416.goness	74.0	433.nlc	70.8	434.zeusp	80.0	435.gonacs	68.4	436.cactusADM	82.0	437.leslie3d	45.2	444.nand	60.8	447.dealII	77.2	450.soplex	51.2	453.povray	90.4	454.calculix	82.4	459.GensFDID	41.6	465.tonto	64.8	470.lbn	41.2	481.wrf	76.0	482.sphinx3	78.0
Benchmark	Rate																																				
410.buaves	66.4																																				
416.goness	74.0																																				
433.nlc	70.8																																				
434.zeusp	80.0																																				
435.gonacs	68.4																																				
436.cactusADM	82.0																																				
437.leslie3d	45.2																																				
444.nand	60.8																																				
447.dealII	77.2																																				
450.soplex	51.2																																				
453.povray	90.4																																				
454.calculix	82.4																																				
459.GensFDID	41.6																																				
465.tonto	64.8																																				
470.lbn	41.2																																				
481.wrf	76.0																																				
482.sphinx3	78.0																																				
<p style="text-align: center;"><b>Hardware</b></p> <p><b>CPU Name:</b> Intel Xeon W3520  <b>CPU Characteristics:</b> Intel Turbo Boost Technology up to 2.67 GHz  <b>CPU MHz:</b> 2667  <b>FPU:</b> Integrated  <b>CPU(s) enabled:</b> 4 cores, 1 chip, 4 cores/chip, 2 threads/core  <b>CPU(s) orderable:</b> 1 chip  <b>Primary Cache:</b> 32 KB I + 32 KB D on chip per core  <b>Secondary Cache:</b> 256 KB I+D on chip per core  <b>L3 Cache:</b> 8 MB I+D on chip per chip  <b>Other Cache:</b> None  <b>Memory:</b> 4 GB (2x2 GB PC3-10600E)  <b>Disk Subsystem:</b> 1 x 80GB SATA 7200 RPM  <b>Other Hardware:</b> None</p>	<p style="text-align: center;"><b>Software</b></p> <p><b>Operating System:</b> Windows XP Professional SP3 (64-bit)  <b>Compiler:</b> Intel C++ Compiler for IA-32, Version 11.1            Build 20090903 Package ID: w_cproc_p_11.1.046            Microsoft Visual Studio 2008 SP1            Intel Visual FORTRAN Compiler for IA-32, Version 11.1            Build 20090903 Package ID: w_cproc_p_11.1.046  <b>Auto Parallel:</b> No  <b>File System:</b> NTFS  <b>System State:</b> Default  <b>Base Pointers:</b> 32-bit  <b>Peak Pointers:</b> 32-bit  <b>Other Software:</b> MicroQuill SmartHeap Library 8.0</p>																																				



Hardware	Software
<b>CPU Name:</b> Intel Xeon W3520	<b>Operating System:</b> Windows Vista Ultimate SP2 (64-bit)
<b>CPU Characteristics:</b> Intel Turbo Boost Technology up to 2.67 GHz	<b>Compiler:</b> Intel C++ Compiler for IA-32, Version 11.1
<b>CPU MHz:</b> 2667	Build 20090903 Package ID: w_cproc_p_11.1.046
<b>FPU:</b> Integrated	Microsoft Visual Studio 2008 SP1
<b>CPU(s) enabled:</b> 4 cores, 1 chip, 4 cores/chip, 2 threads/core	Intel Visual FORTRAN Compiler for IA-32, Version 11.1
<b>CPU(s) orderable:</b> 1 chip	Build 20090903 Package ID: w_cproc_p_11.1.046
<b>Primary Cache:</b> 32 KB I + 32 KB D on chip per core	<b>Auto Parallel:</b> No
<b>Secondary Cache:</b> 256 KB I+D on chip per core	<b>File System:</b> NTFS
<b>L3 Cache:</b> 8 MB I+D on chip per chip	<b>System State:</b> Default
<b>Other Cache:</b> None	<b>Base Pointers:</b> 32-bit
<b>Memory:</b> 4 GB (2X2 GB PC3-10600E)	<b>Peak Pointers:</b> 32-bit
<b>Disk Subsystem:</b> 1 x 80GB SATA 7200 RPM	<b>Other Software:</b> MicroQuill SmartHeap Library 8.0
<b>Other Hardware:</b> None	

# SPEC® CFP2006 Result


Copyright 2006-2008 Standard Performance Evaluation Corporation

Dell Inc.  
Dell Precision T3500 (Intel Xeon W3520, 2.67  
GHz)

SPECfp@\_rate2006 = Not Run  
SPECfp\_rate\_base2006 = 66.3

CPU2006 license: 3184  
Test sponsor: Dell Inc.  
Tested by: Principled Technologies, Inc.

Test date: Oct-2009  
Hardware Availability: Aug-2009  
Software Availability: Feb-2009



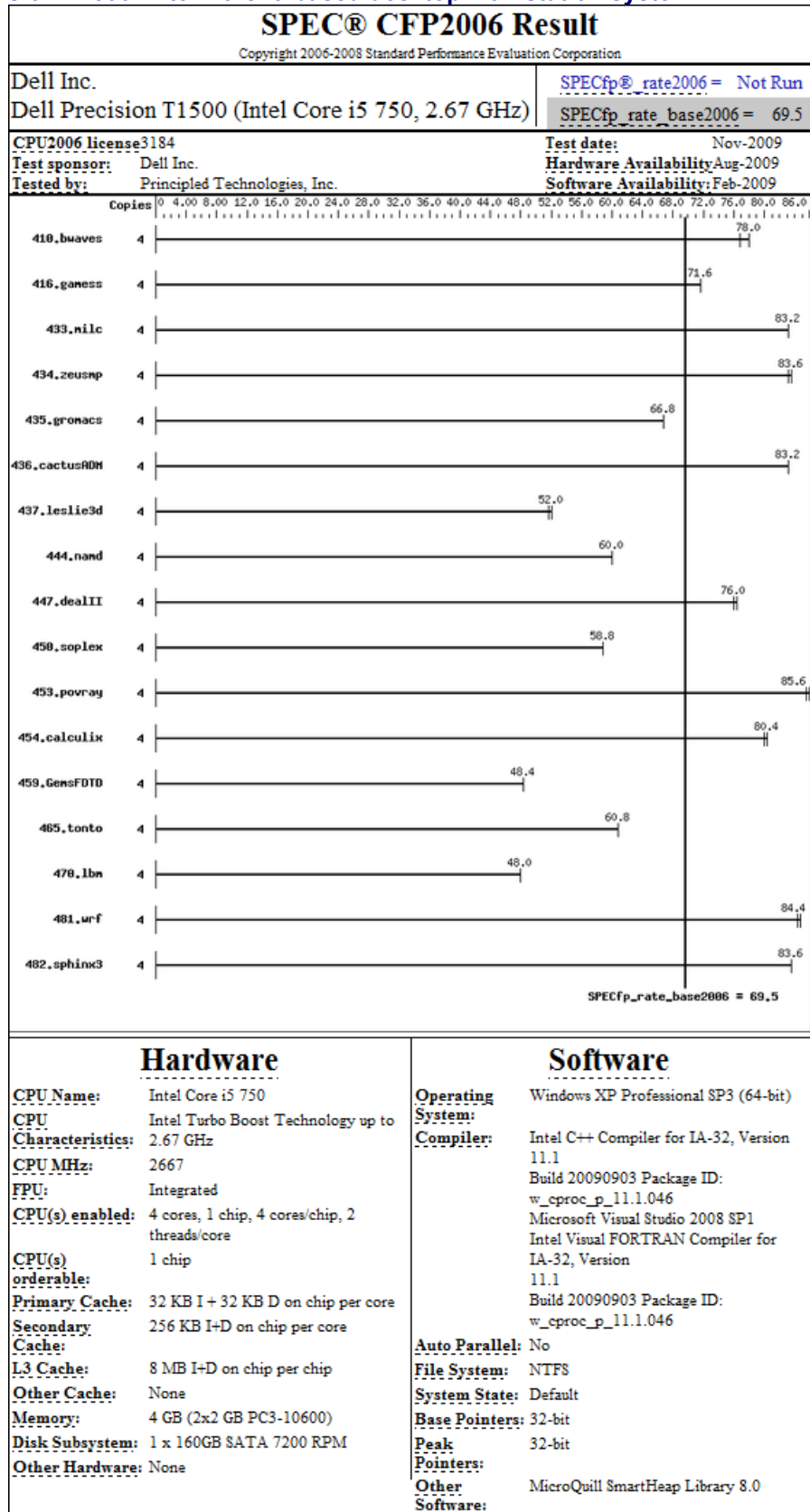
## Hardware

**CPU Name:** Intel Xeon W3520  
**CPU Characteristics:** Intel Turbo Boost Technology up to 2.67 GHz  
**CPU MHz:** 2667  
**FPU:** Integrated  
**CPU(s) enabled:** 4 cores, 1 chip, 4 cores/chip, 2 threads/core  
**CPU(s) orderable:** 1 chip  
**Primary Cache:** 32 KB I + 32 KB D on chip per core  
**Secondary Cache:** 256 KB I+D on chip per core  
**L3 Cache:** 8 MB I+D on chip per chip  
**Other Cache:** None  
**Memory:** 4 GB (2x2 GB PC3-10600E)  
**Disk Subsystem:** 1 x 80GB SATA 7200 RPM  
**Other Hardware:** None

## Software

**Operating System:** Windows 7 Ultimate (64-bit)  
**Compiler:** Intel C++ Compiler for IA-32, Version 11.1  
 Build 20090903 Package ID: w\_cproc\_p\_11.1.046  
 Microsoft Visual Studio 2008 SP1  
 Intel Visual FORTRAN Compiler for IA-32, Version 11.1  
 Build 20090903 Package ID: w\_cproc\_p\_11.1.046  
**Auto Parallel:** No  
**File System:** NTFS  
**System State:** Default  
**Base Pointers:** 32-bit  
**Peak Pointers:** 32-bit  
**Other Software:** MicroQuill SmartHeap Library 8.0

**Current Dell Precision T1500: Intel Core i5-based desktop workstation system**



**Hardware**

**CPU Name:** Intel Core i5 750  
**CPU:** Intel Turbo Boost Technology up to  
**Characteristics:** 2.67 GHz  
**CPU MHz:** 2667  
**FPU:** Integrated  
**CPU(s) enabled:** 4 cores, 1 chip, 4 cores/chip, 2 threads/core  
**CPU(s) orderable:** 1 chip  
**Primary Cache:** 32 KB I + 32 KB D on chip per core  
**Secondary Cache:** 256 KB I+D on chip per core  
**L3 Cache:** 8 MB I+D on chip per chip  
**Other Cache:** None  
**Memory:** 4 GB (2x2 GB PC3-10600)  
**Disk Subsystem:** 1 x 160GB SATA 7200 RPM  
**Other Hardware:** None

**Software**


**Operating System:** Windows XP Professional SP3 (64-bit)  
**Compiler:** Intel C++ Compiler for IA-32, Version 11.1  
 Build 20090903 Package ID: w\_cproc\_p\_11.1.046  
 Microsoft Visual Studio 2008 SP1  
 Intel Visual FORTRAN Compiler for IA-32, Version 11.1  
 Build 20090903 Package ID: w\_cproc\_p\_11.1.046  
**Auto Parallel:** No  
**File System:** NTFS  
**System State:** Default  
**Base Pointers:** 32-bit  
**Peak Pointers:** 32-bit  
**Other Software:** MicroQuill SmartHeap Library 8.0

# SPEC® CFP2006 Result

Copyright 2006-2008 Standard Performance Evaluation Corporation

Dell Inc. SPECfp@\_rate2006 = Not Run  
 Dell Precision T1500 (Intel Core i5, 2.67 GHz) SPECfp\_rate\_base2006 = 69.9

CPU2006 license 3184 Test date: Nov-2009  
 Test sponsor: Dell Inc. Hardware Availability: Aug-2009  
 Tested by: Principled Technologies, Inc. Software Availability: Feb-2009



## Hardware

**CPU Name:** Intel Core i5  
**CPU Characteristics:** Intel Turbo Boost Technology up to 2.67 GHz  
**CPU MHz:** 2667  
**FPU:** Integrated  
**CPU(s) enabled:** 4 cores, 1 chip, 4 cores/chip, 2 threads/core  
**CPU(s) orderable:** 1 chip  
**Primary Cache:** 32 KB I + 32 KB D on chip per core  
**Secondary Cache:** 256 KB I+D on chip per core  
**L3 Cache:** 8 MB I+D on chip per chip  
**Other Cache:** None  
**Memory:** 4 GB (2x2 GB PC3-10600)  
**Disk Subsystem:** 1 x 160GB SATA 7200 RPM  
**Other Hardware:** None

## Software


**Operating System:** Windows Vista Ultimate SP2 (64-bit)  
**Compiler:** Intel C++ Compiler for IA-32, Version 11.1  
 Build 20090903 Package ID: w\_cproc\_p\_11.1.046  
 Microsoft Visual Studio 2008 SP1  
 Intel Visual FORTRAN Compiler for IA-32, Version 11.1  
 Build 20090903 Package ID: w\_cproc\_p\_11.1.046  
**Auto Parallel:** No  
**File System:** NTFS  
**System State:** Default  
**Base Pointers:** 32-bit  
**Peak Pointers:** 32-bit  
**Other Software:** MicroQuill SmartHeap Library 8.0

# SPEC® CFP2006 Result

Copyright 2006-2008 Standard Performance Evaluation Corporation

Dell Inc.	SPECfp@_rate2006 = Not Run
Dell Precision T1500 (Intel Core i5 750, 2.67 GHz)	SPECfp_rate_base2006 = 69.9

CPU2006 license: 3184	Test date: Nov-2009
Test sponsor: Dell Inc.	Hardware Availability: Aug-2009
Tested by: Principled Technologies, Inc.	Software Availability: Feb-2009



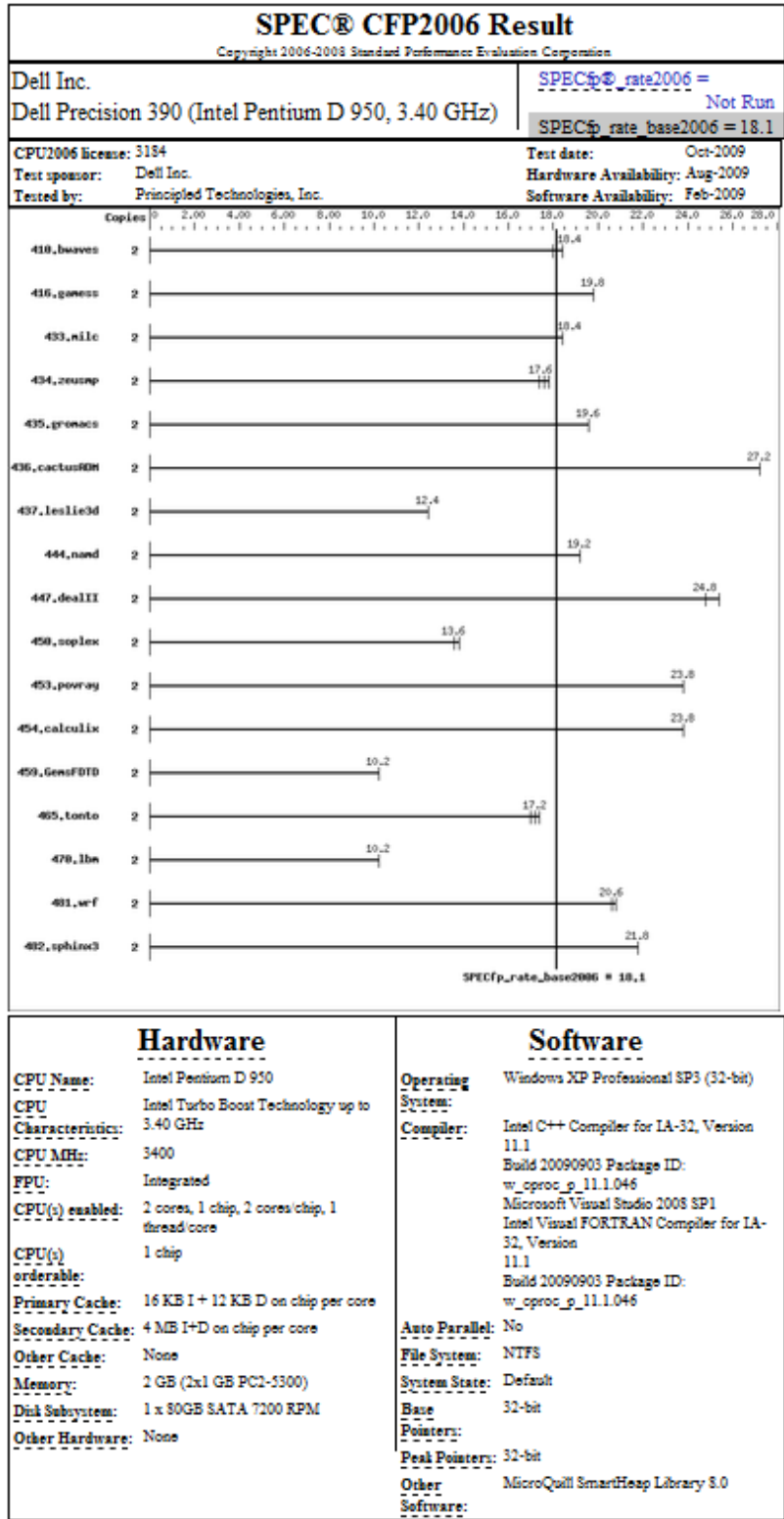
## Hardware

**CPU Name:** Intel Core i5 750  
**CPU Characteristics:** Intel Turbo Boost Technology up to 2.67 GHz  
**CPU MHz:** 2667  
**FPU:** Integrated  
**CPU(s) enabled:** 4 cores, 1 chip, 4 cores/chip, 2 threads/core  
**CPU(s) orderable:** 1 chip  
**Primary Cache:** 32 KB I + 32 KB D on chip per core  
**Secondary Cache:** 256 KB I+D on chip per core  
**L3 Cache:** 8 MB I+D on chip per chip  
**Other Cache:** None  
**Memory:** 4 GB (2x2 GB PC3-10600)  
**Disk Subsystem:** 1 x 160GB SATA 7200 RPM  
**Other Hardware:** None

## Software

**Operating System:** Windows 7 Ultimate (64-bit)  
**Compiler:** Intel C++ Compiler for IA-32, Version 11.1  
 Build 20090903 Package ID: w\_cproc\_p\_11.1.046  
 Microsoft Visual Studio 2008 SP1  
 Intel Visual FORTRAN Compiler for IA-32, Version 11.1  
 Build 20090903 Package ID: w\_cproc\_p\_11.1.046  
**Auto Parallel:** No  
**File System:** NTFS  
**System State:** Default  
**Base Pointers:** 32-bit  
**Peak Pointers:** 32-bit  
**Other Software:** MicroQuill SmartHeap Library 8.0

**Previous-generation Dell Precision 390: Intel Pentium D Processor 950-based desktop workstation system**





## About Principled Technologies

We provide industry-leading technology assessment and fact-based marketing services. We bring to every assignment extensive experience with and expertise in all aspects of technology testing and analysis, from researching new technologies, to developing new methodologies, to testing with existing and new tools.

When the assessment is complete, we know how to present the results to a broad range of target audiences. We provide our clients with the materials they need, from market-focused data to use in their own collateral to custom sales aids, such as test reports, performance assessments, and white papers. Every document reflects the results of our trusted independent analysis.

We provide customized services that focus on our clients' individual requirements. Whether the technology involves hardware, software, Web sites, or services, we offer the experience, expertise, and tools to help you assess how it will fare against its competition, its performance, whether it's ready to go to market, and its quality and reliability.

Our founders, Mark L. Van Name and Bill Catchings, have worked together in technology assessment for over 20 years. As journalists, they published over a thousand articles on a wide array of technology subjects. They created and led the Ziff-Davis Benchmark Operation, which developed such industry-standard benchmarks as Ziff Davis Media's Winstone and WebBench. They founded and led eTesting Labs, and after the acquisition of that company by Lionbridge Technologies were the head and CTO of VeriTest.



Principled Technologies, Inc.  
1007 Slater Road, Suite 250  
Durham, NC 27703  
[www.principledtechnologies.com](http://www.principledtechnologies.com)  
[info@principledtechnologies.com](mailto:info@principledtechnologies.com)

Principled Technologies is a registered trademark of Principled Technologies, Inc.  
All other product names are the trademarks of their respective owners.

#### Disclaimer of Warranties; Limitation of Liability:

PRINCIPLED TECHNOLOGIES, INC. HAS MADE REASONABLE EFFORTS TO ENSURE THE ACCURACY AND VALIDITY OF ITS TESTING, HOWEVER, PRINCIPLED TECHNOLOGIES, INC. SPECIFICALLY DISCLAIMS ANY WARRANTY, EXPRESSED OR IMPLIED, RELATING TO THE TEST RESULTS AND ANALYSIS, THEIR ACCURACY, COMPLETENESS OR QUALITY, INCLUDING ANY IMPLIED WARRANTY OF FITNESS FOR ANY PARTICULAR PURPOSE. ALL PERSONS OR ENTITIES RELYING ON THE RESULTS OF ANY TESTING DO SO AT THEIR OWN RISK, AND AGREE THAT PRINCIPLED TECHNOLOGIES, INC., ITS EMPLOYEES AND ITS SUBCONTRACTORS SHALL HAVE NO LIABILITY WHATSOEVER FROM ANY CLAIM OF LOSS OR DAMAGE ON ACCOUNT OF ANY ALLEGED ERROR OR DEFECT IN ANY TESTING PROCEDURE OR RESULT.

IN NO EVENT SHALL PRINCIPLED TECHNOLOGIES, INC. BE LIABLE FOR INDIRECT, SPECIAL, INCIDENTAL, OR CONSEQUENTIAL DAMAGES IN CONNECTION WITH ITS TESTING, EVEN IF ADVISED OF THE POSSIBILITY OF SUCH DAMAGES. IN NO EVENT SHALL PRINCIPLED TECHNOLOGIES, INC.'S LIABILITY, INCLUDING FOR DIRECT DAMAGES, EXCEED THE AMOUNTS PAID IN CONNECTION WITH PRINCIPLED TECHNOLOGIES, INC.'S TESTING. CUSTOMER'S SOLE AND EXCLUSIVE REMEDIES ARE AS SET FORTH HEREIN.