

Convert model
27% faster
in Tinkercad



Export music as
.WAV 31% faster
in Flat



Insert graph
24% faster
in EquatIO

Invest in academic success with the Intel Celeron processor-powered Dell Chromebook 5190

A Chromebook™ powered by the Intel® Celeron® processor N3350 could boost student engagement for a supportive learning environment

A child's education is cumulative—experiences now can build the foundation for a successful academic future. To that end, fast Chromebooks could be the gateway to knowledge for a new generation of students. Teachers can fine-tune their lessons using subject-specific apps that keep students eager to explore, engage, and find their passion. The Chromebooks you select for your school or school district should be responsive enough to keep students on task today while setting students on a path that allows them to skillfully navigate their academic careers.

At Principled Technologies, we discovered that the new Dell Chromebook 5190 with Intel Celeron processor N3350 improved upon a Dell Chromebook 11 3180 with Intel Celeron processor N3060 in standard performance tests. We also noted that it was more responsive on popular apps that kids use throughout their K-12 careers. Selecting the faster-performing device now could mean a better experience for students down the road.

The following pages describe a fictional scenario in which young students use their Intel processor-powered Chromebooks for classroom projects. Though the story is hypothetical, it's based on PT facts. For more detailed testing information, see the appendices beginning on [page 9](#).

A principal's story—How new tech affects classroom learning

Jamila Sanders is the principal of a K-8 school in the city. Her school recently upgraded their older devices based on the Intel Celeron processor N3350, and today she's observing several classrooms to determine how the school's new Dell Chromebooks are affecting student learning. Read on to see what Jamila and the rest of the faculty thinks about their new Dell Chromebook 5190 devices, powered by the Intel Celeron processor N3350.



Dell Chromebook 5190



Principal
Jamila Sanders



24%
less time

Insert graph into Google Drawings
in EquatIO

19%
less time

Create new code project
in Code.org

23%
less time

Open local presentation
in Explain Everything

Math and computer science with a Chromebook powered by the Intel Celeron processor N3350

A flurry of meeting requests, complaints, and updates await Principal Sanders when she arrives to school—a Monday morning tradition. She answers all the messages she can before moving on to the bulk of today’s mission.

For Jamila, today is Technology Day. She’s meeting with teachers and observing classes to see how the school’s tech upgrade initiative affects student learning. In particular, Jamila wants to know if the new Dell Chromebooks powered by Intel Celeron processors N3350 are faster than their old devices powered by the Intel Celeron processor.

First on her agenda is a meeting with one of the computer science teachers, Ms. Lovelace. In her opinion, the new Chromebooks get high marks. She tells Principal Sanders that the kids love interacting with the new touchscreen devices.

The new Chromebooks have been helpful with speeding up classroom activities, allowing students to work with graphs and code projects quickly. They’ve also been a huge help for her own work—Ms. Lovelace loves how quickly her presentations load on her Dell Chromebook powered by the Intel Celeron N3350 processor.

EquatIO

Rating: 3.5/5 stars¹
Users: 1,000,000+¹

A web tool that allows students to input math equations into fields in their web browser (such as for use with Google Docs). Students can either type or handwrite mathematical expressions.¹

Code.org

Users: 1,800,000+²

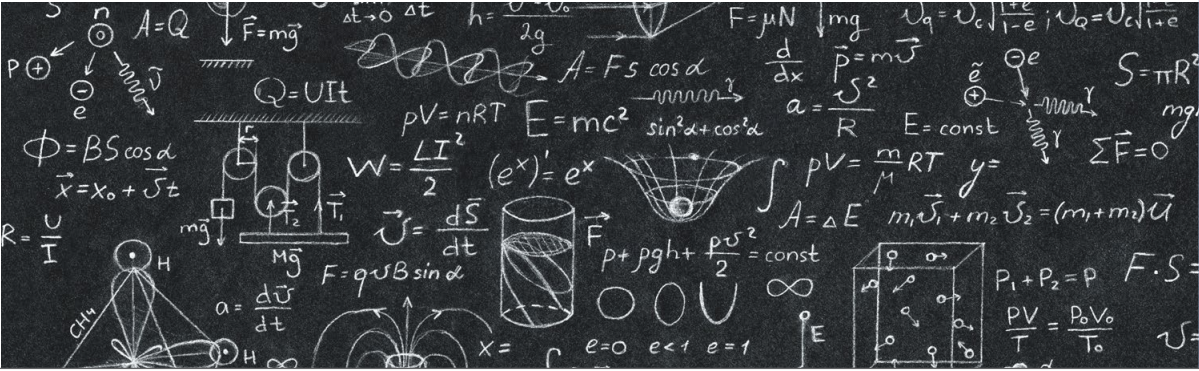
Code.org is a nonprofit organization that supports underrepresented students in their quest to learn computer science. Over 1.8 million users have created over 24 million projects with the Code.org web apps.³

Code.org has partnered with 180 of the largest school districts in the U.S. to add computer science to the curriculum. Their courses are available in over 50 languages, and they’re used in over 180 countries.³

Explain Everything

Users: 6,000,000+⁴

Explain Everything is an interactive whiteboard app where teachers and students can collaborate in real time. According to Tech Crunch, the Los Angeles public school district installed it on 70,000 educational tablets. The software can also be found on 50 percent of all educational iPads in the UK.⁵





Render 720p video in WeVideo



Render science report video in Toontastic

Faster video exports with Dell Chromebooks powered by the Intel Celeron N3350 processor

Next on Principal Sanders’ agenda are a few classroom observations, since it’s important for her to see how the Chromebooks work in real classrooms.

Jamila heads to Mr. Kurosawa’s video elective class, where students are hard at work putting together videos that show off creative storytelling. Jamila looks around and sees lots of colorful videos—even stop-motion animations.

As the children work, Mr. Kurosawa gives Jamila a glowing review of the new Chromebooks powered by the Intel Celeron processor N3350.

“All the video projects go by so much faster.”

Mr. Kurosawa says that his students are able to export their videos faster, which makes the export-and-revise cycle seem less daunting. It’s also improved class focus—faster render times have led to less boredom and fewer opportunities for kids to get distracted and off-topic, though it hasn’t gotten rid of them completely.

“Kids are still kids, after all,” Mr. Kurosawa says with a smile, just as a few of his students get out of their seats to chat and gawk at one another’s work.

WeVideo

Rating: 4.1/5 stars⁶
Users: 5,000,000+⁶

Featured on tech journalism sites such as TechCrunch, Wired, CNET, and more, the WeVideo Video Editor enables users to create beautiful videos and sync edits across different devices. In February 2018, the Video Editor app earned the distinction of an Android Excellence App.⁷

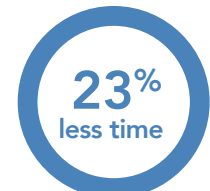
Toontastic

Rating: 4.5/5 stars⁸
Users: 500,000+⁸

Toontastic is an interactive storytelling studio that enables young students to create their own adventure stories, science reports, or anything else they can think of.⁹



Render stop-motion video in Stop Motion Studio



Render stop-motion video as GIF in Stop Motion Studio



Merge tracks
in Soundtrap



Create new piano scores
in Flat



Export music as .WAV
in Flat

Collaborative music with Chromebooks powered by the Intel Celeron processor N3350

Principal Sanders passes by the band room on her way to her next scheduled observation, but she stops when she sees the kids are working on their computers instead of instruments.

The music teacher, Dr. Joplin, is out sick. Because the substitute isn't familiar with the student repertoire, he decided to check out a cart of Chromebooks and introduce the kids to the world of music composition. All around the room, kids are collaborating on digital bars of black and white. Some are even working on wholly electronic creations.

Jamila wishes these technologies had been around when she was a child. Maybe she would have stuck with music longer if she'd been able to interact and collaborate as the kids are doing now.

Jamila only stays a few minutes before quietly slipping out the door. It's apparent that the Intel Celeron N3350 processor-powered Dell Chromebooks are helping kids in unexpected ways.

Flat

Rating: 4/5 stars¹¹
Users: 115,000+¹¹

Flat is a collaborative online music notation app that lets students write music together. Flat is compliant with the Children's Online Privacy Protection Act (COPPA) and the Family Educational Rights and Privacy Act (FERPA).¹² It is also fully integrated with Google Classroom apps.¹³

Soundtrap®

Rating: 4.1/5 stars¹⁴
Users: 100,000+¹⁴

Soundtrap is a web application for creating digital audio creations such as music, podcasts, language studies, and more. According to Soundtrap, more than 10,000 teachers worldwide trust their educational program.¹⁵





BlocksCAD

BlocksCAD is a 3D modeling program aimed at young students of design, computer science, and visual mathematics. BlocksCAD also offers an Education program that allows teachers to create classes, manage student accounts, and more.¹⁶

Tinkercad

Rating: 3.6/5 stars¹⁷
Users: 380,000+¹⁷

Tinkercad is a browser-based program for computer-aided design. Common Sense Media gave Tinkercad a 4/5-star rating, praising the app's pedagogical implications.¹⁸

Faster, more interactive 3D modeling with a Chromebook powered by the Intel Celeron N3350 processor

Last on Jamila's classroom tour is Mrs. Hadid's CAD class—computer-assisted design. Here, students are working with 3D modeling, expanding their minds with yet another subject Jamila could only have dreamed of as a child. LEGO blocks must have inspired scores of architects, designers, and inventors. Maybe there are a few in this little classroom too.

Mrs. Hadid has only great things to say about her class' experience with the new Chromebooks. The responsive touchscreen has been instrumental in helping kids grasp the spatial reasoning required for designing in three dimensions. Students find their projects load, convert, and render faster than before, helping to streamline the first part of class.



Create new design in Tinkercad



Open House model in Tinkercad



Convert model to Bricks 3D editor in Tinkercad



Render House project in BlocksCAD




Benchmark results

We ran several benchmark tests to gauge the performance of each Chromebook before timing individual use cases.

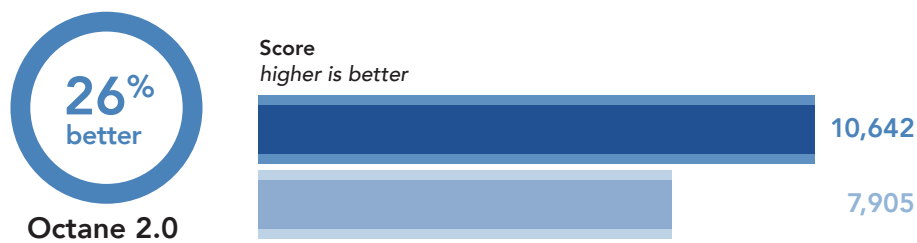
Speedometer 2.0

Speedometer is a browser benchmark that measures the responsiveness of web programs. It simulates real-world user actions via a set of applications. Webkit and Chromium developers collaborated on the 2.0 version to better reflect how the web works today.¹⁹



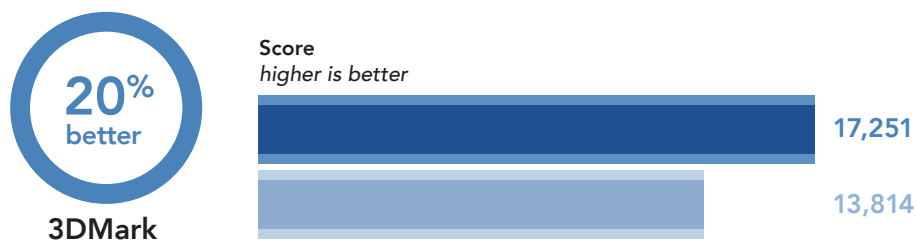
Octane 2.0

Consisting of 17 tests, this benchmark from Google measures webpage JavaScript performance with a suite of tests that tap into a variety of use cases. The developers have selected new tests for this 2.0 version to assess performance on real-world code.²⁰



3DMark

Often used to assess performance on gaming devices, 3DMark tests the 3D graphics capabilities of smartphones, tablets, notebooks and more. In an academic setting, 3DMark can inform users on how well their device can render items such as CAD models.²¹





Conclusion

Each of the teachers Principal Sanders spoke with today had nothing but good things to say about the new Dell Chromebooks. The classrooms themselves were full of students learning in new and exciting ways. The school's Intel Celeron N3350 processor-powered Dell Chromebook 5190 devices have prevented long wait times and kept kids engaged in their work. In her next administrative meeting, Jamila will be sure to mention she believes the new technology has been a good investment for the school—and for her students' education.

- 1 "EquatIO – Math made digital – Chrome Web Store," accessed April 25, 2018. <https://chrome.google.com/webstore/detail/equat-io-math-made-digital/hjngolefdpdnooamgdldlkjgmdcmjnc>
- 2 "Projects," accessed April 25, 2018. <https://studio.code.org/projects/public>
- 3 "About Us | Code.org," accessed April 25, 2018. <https://code.org/about>
- 4 "Explain Everything | Interactive Whiteboard App," accessed April 25, 2018. <https://explaineverything.com/>
- 5 John Biggs, "Explain Everything, the digital whiteboard, raises \$3.7 million to bring learning to the iPad," accessed April 25, 2018. <https://techcrunch.com/2016/12/15/explaineverything-the-digital-whiteboard-raises-3-7-million-to-bring-learning-to-the-ipad/>
- 6 "Video Editor – Apps on Google Play," accessed April 25, 2018. <https://play.google.com/store/apps/details?id=com.wevideo.mobile.android>
- 7 "WeVideo Awarded as Android Excellence App by Google," accessed April 25, 2018. <http://www.prweb.com/releases/2018/02/pr-web15220090.htm>
- 8 Toontastic 3D – Apps on Google Play. <https://play.google.com/store/apps/details?id=com.google.toontastic>
- 9 "Toontastic 3D | Creative Storytelling App," accessed April 25, 2018. <https://toontastic.withgoogle.com/>
- 10 "Stop Motion Studio – Apps on Google Play," accessed April 25, 2018. <https://play.google.com/store/apps/details?id=com.cateater.stopmotionstudio>
- 11 "Stop Motion Studio App Review," accessed April 25, 2018. <https://www.common sense media.org/app-reviews/stop-motion-studio>
- 12 "Flat – Music scores and guitar tabs editor," accessed April 25, 2018. <https://chrome.google.com/webstore/detail/flat-music-scores-and-guitar-tabs-editor/mgfkpiieempkmpimbkblmlcmbdkbcg>
- 13 "We care about your privacy," accessed April 25, 2018. <https://flat.io/edu#privacy-coppa>
- 14 "Teach music to your students," accessed April 25, 2018. <https://flat.io/edu#google-classroom>
- 15 "Soundtrap – Make Music Online – Google Play Store," accessed April 25, 2018. <https://play.google.com/store/apps/details?id=com.soundtrap.studioapp>
- 16 "Educators | BlocksCAD," accessed April 25, 2018. <https://www.blocks cad 3d.com/educators>
- 17 "Tinkercad – Chrome Web Store," accessed April 25, 2018. <https://chrome.google.com/webstore/detail/tinkercad/bhggmehigifnplipbkdfcjjacpcgidn>
- 18 "Tinkercad Review for Teachers | Common Sense Education," accessed April 25, 2018. <https://www.common sense.org/education/website/tinkercad>
- 19 Addy Osmani et al., "Speedometer 2.0: A Benchmark for Modern Web App Responsiveness," accessed April 26, 2018. <https://webkit.org/blog/8063/speedometer-2-0-a-benchmark-for-modern-web-app-responsiveness/>
- 20 "The Benchmark | Octane | Google Developers," accessed April 26, 2018. <https://developers.google.com/octane/benchmark>
- 21 Ed Lopategui, "Benchmarks: time to put your CAD workstation to the test," accessed April 26, 2018. <https://blog.grabcad.com/blog/2016/03/16/benchmarks-cad-workstation/>

On April 2, 2018, we finalized the hardware and software configurations we tested. Updates for current and recently released hardware and software appear often, so unavoidably these configurations may not represent the latest versions available when this report appears. For older systems, we chose configurations representative of typical purchases of those systems. We concluded hands-on testing on April 16, 2018.

Appendix A: System configuration information

System configuration information	Dell Chromebook 11 3180	Dell Chromebook 5190 2-in-1
Processor	Intel Celeron N3060	Intel Celeron N3350
Processor freq (GHz)	1.6-2.48	1.1-2.4
Processor cores	2	2
Memory (GB)	4	4
Storage (GB)	32	32
Battery type	Li-Ion	Li-Ion
Battery capacity (Wh)	42	42
Display	11.6" 1,366x768 (no touch)	11.6" 1,366x768 (touchscreen)
Wireless	802.11 AC	802.11 AC
Bluetooth	4.0	4.0
USB ports	2x USB 3.1 Gen 1	2x USB 3.1 Gen 1, 2x USB Type-C
System weight (lbs.)	2.7	3.1
OS (version)	65.0.3325.184	64.0.3282.190
Build/firmware	Kefka.7287.379.0	Coral.10068.34.0

Appendix B: How we tested

Creating the background workload

To simulate typical Chromebook use, we ran a combination of news, email, chat, document viewing, music, and social media websites in the background. For websites that required accounts, we created test profiles and logged in the users on each device.

1. From the shelf, open Chromebook settings.
2. Navigate to the On Startup section of the settings, and select Open a specific page or set of pages.
3. Select Open a specific page or set of pages, insert the following URLs, and click OK.
 - reddit.com/r/pics
 - instagram.com/intel
 - simple.wikipedia.org
 - mail.google.com
 - slack.com
 - drive.google.com
 - docs.google.com
 - youtube.com/feed/music
 - sheets.google.com
 - twitter.com
 - facebook.com
4. Restart the Chromebook. Before testing, navigate through each tab to ensure that both devices have fully loaded all the same content.

WeVideo Video Editor

Render video for free

1. Install WeVideo from the Google Play Store, and pin the app to the shelf.
2. Launch the app from the shelf.
3. Click the blue + icon.
4. Click Gallery.
5. Click Allow to enable access to device media storage.
6. From the folder browser, select the test footage, and click the green checkmark icon.
7. Click the paper airplane icon.
8. Star the timer, and click Save with watermark.
9. Stop the timer when the saving completes.

Soundtrap

Merge tracks

1. From the Chrome browser, navigate to soundtrap.com.
2. Sign in with the test account.
3. From the landing page, click Enter Studio.
4. From the template selection screen, click Dubstep DEMO.
5. Click Settings from the horizontal dropdown menu, and click Merge Tracks...
6. Check each instrument track to be merged.
7. With all tracks selected, start the timer, and click Merge.
8. Stop the timer when merging completes.

Explain Everything

Open local presentation (Immune System)

1. Install Explain Everything from the Google Play Store, and pin the app to the shelf.
2. From the shelf, click the Explain Everything icon to launch the app.
3. Start the timer, and click the Immune System local project.
4. Stop the timer when the project fully loads.

Tinkercad

Create new Design

1. Install Tinkercad from the Google Chrome Store, and pin the app to the shelf.
2. Launch the app from the shelf.
3. Start the timer, and click Create new design.
4. Stop the timer when the design editor fully loads.

Open house model

1. Launch the app from the shelf, and click Gallery.
2. From the model Gallery, locate the house 3D model, and click to open the model preview.
3. Start the timer, and click Duplicate and Tinker.
4. Stop the timer when the model has fully loaded in the editor.

Convert model to Bricks 3D editor

1. Launch the app from the shelf, and click Gallery.
2. From the model Gallery, locate the house 3D model, and click to open the model preview.
3. Start the timer, and click Duplicate and Tinker.
4. Stop the timer when the model has fully loaded in the editor.

Stop Motion Studio

Render 100-frame stop-motion video

1. Install Stop Motion Studio from the Google Play Store, and pin the app to the shelf.
2. Launch the app from the shelf, and click New Movie.
3. Click the Camera icon.
4. To make testing fair between devices, we pointed the camera at a static, non-moving scene before capturing our photos. Click and capture 100 photos.
5. Click the play button.
6. From the movie preview, click the share icon.
7. From the share menu, click Export Movie. Click Save As.
8. Start the timer, and click HD – 720p.
9. Stop the timer when the export process completes.

Render 100-frame stop-motion video as GIF

1. Launch the app from the shelf, and click New Movie.
2. Click the Camera icon.
3. To make testing fair between devices, we pointed the camera at a static, non-moving scene before capturing our photos. Click and capture 100 photos.
4. Click the play button.
5. From the movie preview, click the share icon.
6. From the share menu, click Animated GIF.
7. Start the timer, and click Save As.
8. Stop the timer when the GIF finishes saving.

Toontastic

Render one-minute Science Report video

1. Install Toontastic from the Google Play Store, and pin the app to the shelf.
2. Launch the app from the shelf, and click the + icon to start a new project.
3. Click the Science Report template.
4. Click the Experiment section.
5. Click the Tunich's Temple setting.
6. Click and add seven characters: City, Space, Fruit Ninja, Explorers, Pirates, Atlantis, and Spy. Click Next.
7. Click Start to record the scene.
8. When the scene completes recording, click the Check icon to confirm the mood.
9. From the overview section, click Finish.
10. Enter a Title and Director name, and click the Check icon.
11. When the movie preview completes, start the timer, and click Export.
12. Stop the timer when the export process completes.

BlocksCAD

Load 3D pineapple project

1. From the Chrome browser, navigate to blockscad3d.com.
2. Click Gallery.
3. In the search field, search for Pineapple.
4. Click the Pineapple project to open the model preview.
5. From the model preview, start the timer and click Create my own.
6. Stop the timer when the model fully loads into the editor.

Render house project (smooth: High)

1. From the Chrome browser, navigate to blockscad3d.com.
2. Click Gallery.
3. In the search field, search for House.
4. Click the House project to open the model preview.
5. From the model preview, click Create my own.
6. Click the radio button in the Smooth settings from Medium to High.
7. Start the timer, and click Render.
8. Stop the timer when the rendering process completes.

Code.org

Create new project

1. From the Chrome browser, navigate to www.code.org.
2. Scroll to the Start a new project section.
3. Start the timer, and click Artist.
4. Stop the timer when the project editor fully loads.

EquatIO

Insert graph into Google Drawings

1. Install the EqautIO extension from the Chrome Store.
2. From the Chrome Browser, navigate to drawings.google.com.
3. When the drawing editor loads, click the EqautIO extension icon.
4. Click the Graph Editor icon.
5. In the graph equation field, enter the following equation: $Y = (1/x^3)$
6. Start the timer, and click Insert Graph.
7. Stop the timer when the graph fully loads into Google Drawings.

Flat

Export sheet music as lossless .WAV file

1. From the Chrome Browser, navigate to flat.io.
2. From the profile page, click Create a new Private Score.
3. Enter a title for the document, and click Continue.
4. From the Strings section, add a Contrabass and Violoncello.
5. Click Create.
6. Using an image of the original score for reference, adjust the time signature, and recreate the first 10 measures of Für Elise.
7. Click the Export icon.
8. From the drop-down menu, select Audio lossless (*.wav).
9. Leaving Full score with all the parts selected, start the timer, and click Export.
10. Stop the timer when the export process completes.

Appendix C: Our results

The table below contains detailed results from our testing. All times are in seconds.

Task	Dell Chromebook 11 3180 with Intel Celeron N3060	Dell Chromebook 5190 with Intel Celeron N3350	Percent difference
EquatIO			
Insert graph into Google Drawings	9.8	7.5	24%
Code.org			
Create new code project	13.2	10.6	19%
Explain Everything			
Open local presentation	16.4	12.6	23%
WeVideo			
Render 720p video	96.6	81.4	16%
Toontastic			
Render science report video	56.3	44.1	22%
Stop Motion Studio			
Render stop-motion video	18.5	14.6	21%
Render stop-motion video as GIF	12.4	9.5	23%
Soundtrap			
Merge tracks	63.5	51.4	19%
Flat			
Create new piano scores	14.6	12.5	14%
Export music as .WAV	10.2	7.1	31%
Tinkercad			
Create new design	11.8	9.3	21%
Open House model	35.9	32.2	10%
Convert model to Bricks 3D editor	26.3	19.1	27%
BlocksCAD			
Render House project	153.2	143.7	6%

This project was commissioned by Intel Corp.



Facts matter.®

Principled Technologies is a registered trademark of Principled Technologies, Inc.
All other product names are the trademarks of their respective owners.

DISCLAIMER OF WARRANTIES; LIMITATION OF LIABILITY:

Principled Technologies, Inc. has made reasonable efforts to ensure the accuracy and validity of its testing, however, Principled Technologies, Inc. specifically disclaims any warranty, expressed or implied, relating to the test results and analysis, their accuracy, completeness or quality, including any implied warranty of fitness for any particular purpose. All persons or entities relying on the results of any testing do so at their own risk, and agree that Principled Technologies, Inc., its employees and its subcontractors shall have no liability whatsoever from any claim of loss or damage on account of any alleged error or defect in any testing procedure or result.

In no event shall Principled Technologies, Inc. be liable for indirect, special, incidental, or consequential damages in connection with its testing, even if advised of the possibility of such damages. In no event shall Principled Technologies, Inc.'s liability, including for direct damages, exceed the amounts paid in connection with Principled Technologies, Inc.'s testing. Customer's sole and exclusive remedies are as set forth herein.